



US 20120168734A1

(19) **United States**(12) **Patent Application Publication**
Park et al.(10) **Pub. No.: US 2012/0168734 A1**(43) **Pub. Date: Jul. 5, 2012**(54) **COMPOUND CONTAINING 5-MEMBERED
HETEROCYCLES, ORGANIC
LIGHT-EMITTING DEVICE USING SAME,
AND TERMINAL COMPRISING THE LATTER**(86) PCT No.: **PCT/KR10/05206**§ 371 (c)(1),
(2), (4) Date: **Feb. 10, 2012**(75) Inventors: **Junghwan Park**, Seoul (KR);
Daesung Kim, Yongin-si (KR);
Jungcheol Park, Jinhae-si (KR);
Yongwook Park, Anyang-si (KR);
Hwasoon Jung, Chuncheon-si
(KR); **Soungyun Mun**, Yongin-si
(KR); **Daehyuk Choi**, Suwon-si
(KR); **Dongha Kim**, Seongnam-si
(KR); **Bumsung Lee**, Cheonan-si
(KR)(30) **Foreign Application Priority Data**

Aug. 11, 2009 (KR) 10-2009-0073915

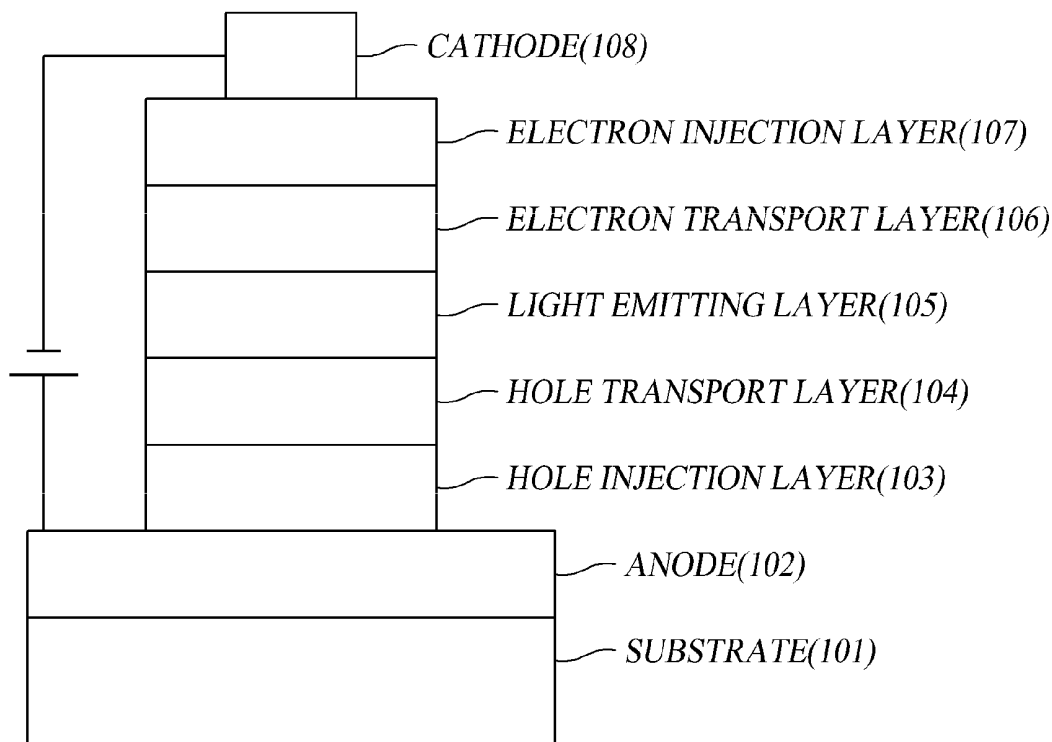
Publication Classification(51) **Int. Cl.**
H01L 51/54 (2006.01)
C07D 495/14 (2006.01)
(52) **U.S. Cl. 257/40; 548/417; 544/296; 548/305.4;**
257/E51.026(73) Assignee: **DUKSAN HIGH METAL CO.,
LTD.**, Ulsan (KR)(57) **ABSTRACT**(21) Appl. No.: **13/390,043**(22) PCT Filed: **Aug. 9, 2010**Disclosed are a compound including 5-membered hetero-
cycles, an organic electronic device using the same, and a
terminal including the latter.

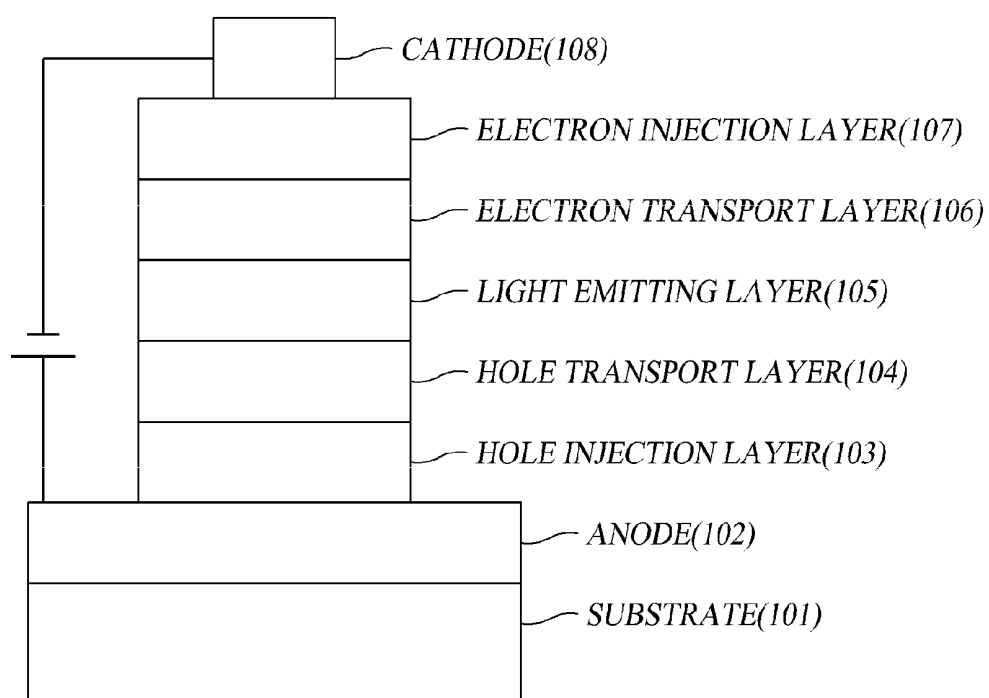
FIG. 1

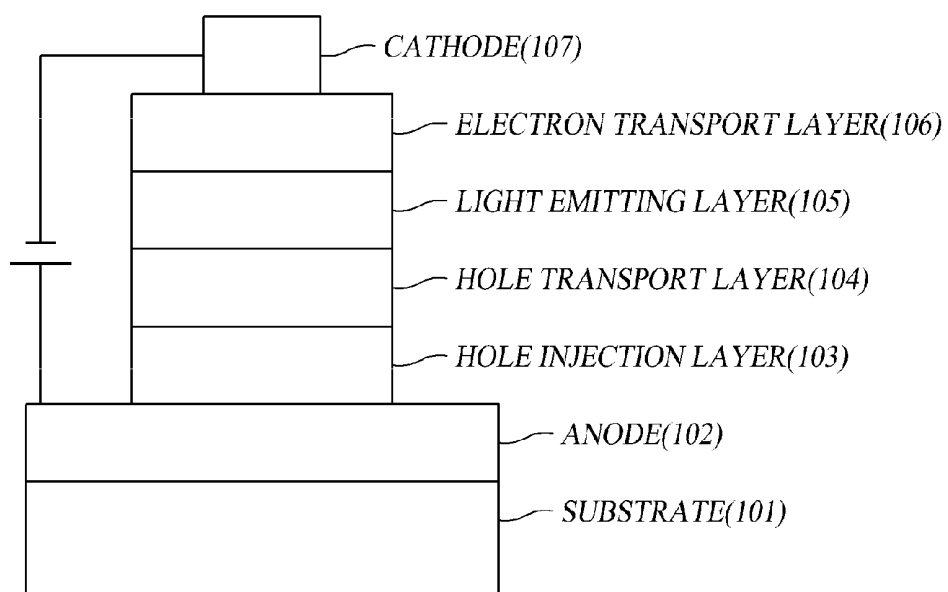
FIG. 2

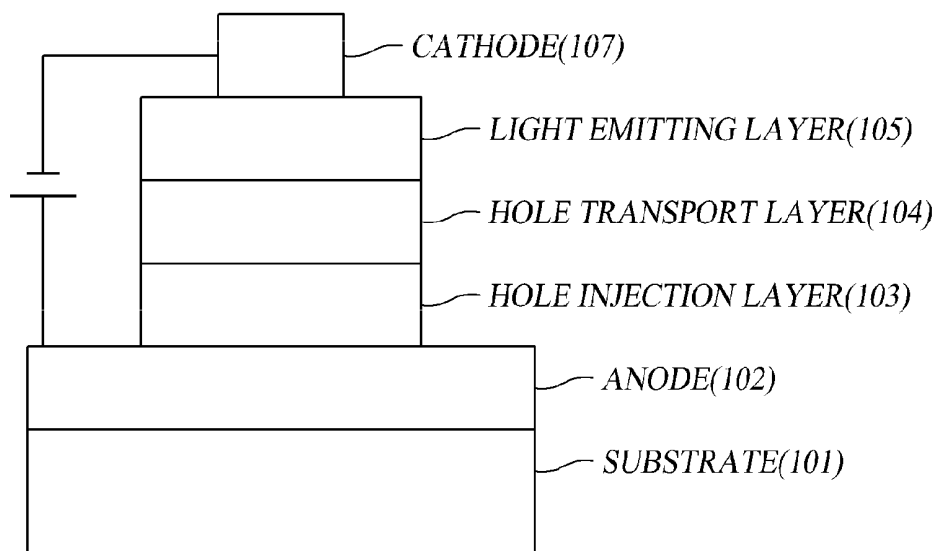
FIG. 3

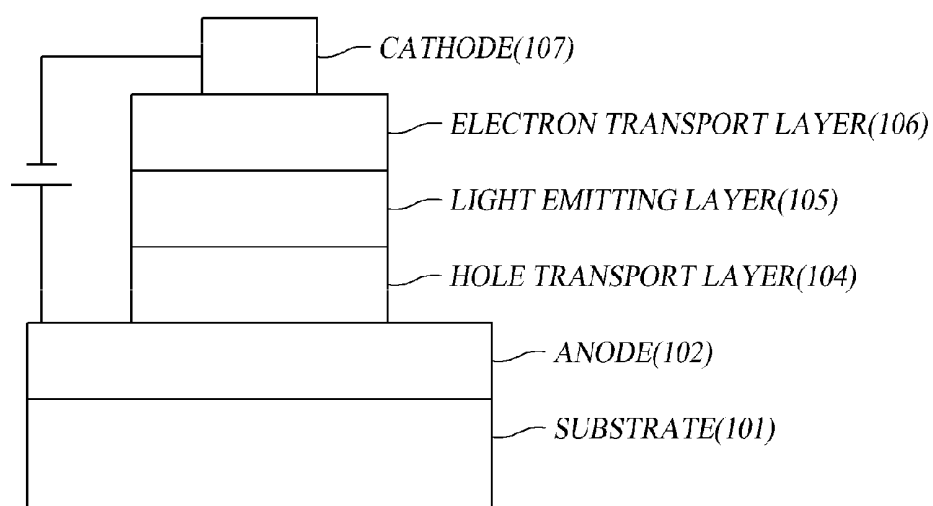
FIG. 4

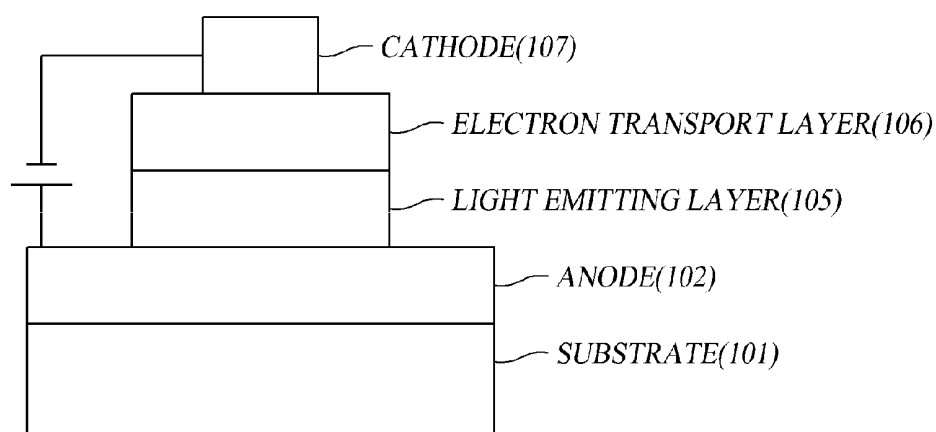
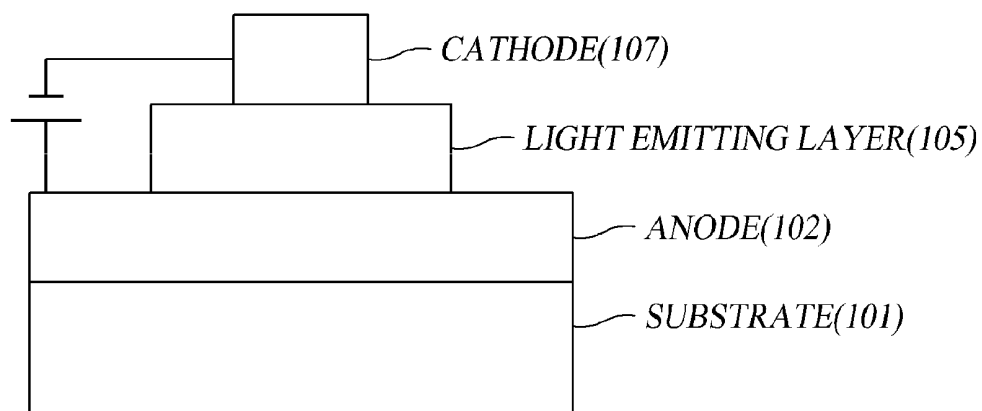
FIG. 5

FIG. 6

**COMPOUND CONTAINING 5-MEMBERED
HETEROCYCLES, ORGANIC
LIGHT-EMITTING DEVICE USING SAME,
AND TERMINAL COMPRISING THE LATTER**

BACKGROUND OF THE INVENTION

[0001] 1. Field of the Invention

[0002] The present invention relates to a compound containing 5-membered heterocycles, an organic electronic device using the same, and a terminal including the latter.

[0003] 2. Description of the Prior Art

[0004] In general, an organic light emitting phenomenon indicates conversion of electric energy into light energy by means of an organic material. An organic electronic device using the organic light emitting phenomenon generally has a structure including an anode, a cathode, and an organic material layer interposed therebetween. Herein, in many cases, the organic material layer may have a multi-layered structure having respective different materials in order to improve efficiency and stability of an organic electronic device. For example, it may include a hole injection layer, a hole transport layer, a light emitting layer, an electron transport layer, an electron injection layer, and the like.

[0005] Materials used as an organic material layer in an organic electronic device may be classified into a light emitting material and a charge transport material, for example, a hole injection material, a hole transport material, an electron transport material, an electron injection material, etc. according to their functions. Then, the light emitting material may be divided into a high molecular weight type and a low molecular weight type according to their molecular weight, and may be divided into a fluorescent material from electronic singlet excited states and a phosphorescent material from electronic triplet excited states according to their light emitting mechanism. Further, the light emitting material can be classified into a blue, green or red light emitting material and a yellow or orange light emitting material required for giving a more natural color, according to a light emitting color.

[0006] Meanwhile, when only one material is used as a light emitting material, an efficiency of a device is lowered owing to a maximum luminescence wavelength being moved to a longer wavelength due to the interaction between the molecules, the deterioration of color purity and the reduction in light emitting efficiency. Therefore, a host/dopant system can be used as the light emitting material for the purpose of enhancing the color purity and the light emitting efficiency through energy transfer. It is based on the principle that if a small amount of a dopant having a smaller energy band gap than a host forming a light emitting layer is mixed with the light emitting layer, excitons which are generated in the light emitting layer are transported to the dopant, thus emitting a light having a high efficiency. Here, since the wavelength of the host is moved according to the wavelength of the dopant, a light having a desired wavelength can be obtained according to the kind of the dopant.

[0007] In order to allow the organic electronic device to fully exhibit the above-mentioned excellent characteristics, a material constituting the organic material layer in the device, for example, a hole injection material, a hole transport material, a light emitting material, an electron transport material and an electron injection material should be essentially composed of a stable and efficient material. However, the development of a stable and efficient organic material layer mate-

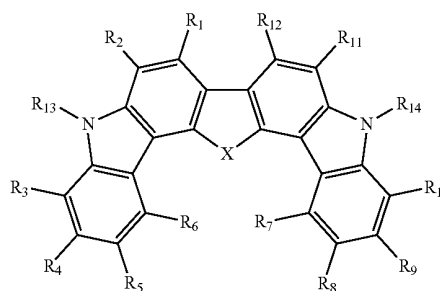
rial for the organic electronic device has not yet been fully realized. Accordingly, the development of new materials is continuously desired.

SUMMARY OF THE INVENTION

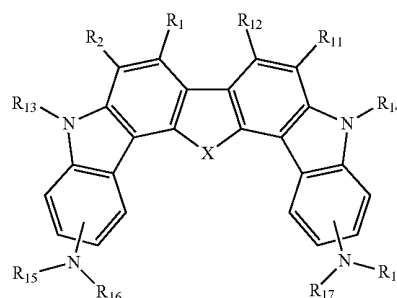
[0008] In order to solve the above-mentioned problems occurring in the prior art, the inventors of the present invention found that when a novel-structural compound including three or more 5-membered heterocycles is employed in an organic electronic device, it is possible to significantly improve luminous efficiency, stability, and a life span of the device.

[0009] Accordingly, an object of the present invention is to provide a novel compound containing 5-membered heterocycles, an organic electronic device using the same, and a terminal including the latter.

[0010] In accordance with an aspect of the present invention, there is provided a compound represented by Formula below.



[0011] In accordance with another aspect of the present invention, there is provided a compound represented by Formula below.



[0012] The inventive novel-structural compound including three or more 5-membered heterocycles may be used as a hole injection material, a hole transport material, a light emitting material, and/or an electron transport material appropriate for a fluorescent or phosphorescent device of all colors (such as red, green, blue, white, etc.), and is useful as a host material for various colors of a phosphorescent dopant.

[0013] Also, the present invention provides an organic electronic device including the compound represented by Formula above, and a terminal including the organic electronic device.

[0014] According to an embodiment of the present invention, the compound including three or more 5-membered heterocycles can perform various roles in an organic electronic device and a terminal thereof. Especially, it is useful as a hole injection material, a hole transport material, a light emitting material, and/or an electron transport material appropriate for a fluorescent or phosphorescent device of all colors (such as red, green, blue, white, etc.), and preferably useful as a host material for various colors of a phosphorescent dopant.

BRIEF DESCRIPTION OF THE DRAWINGS

[0015] The above and other objects, features and advantages of the present invention will be more apparent from the following detailed description taken in conjunction with the accompanying drawings, in which:

[0016] FIGS. 1 to 6 show examples of an organic electroluminescence device which can employ a compound according to the present invention.

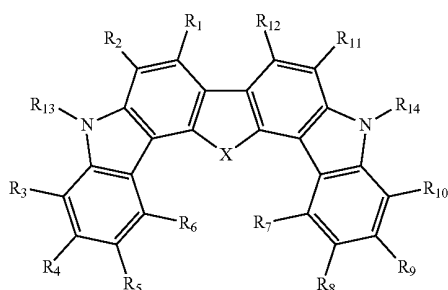
DETAILED DESCRIPTION OF THE PREFERRED EMBODIMENTS

[0017] Hereinafter, exemplary embodiments of the present invention will be described with reference to the accompanying drawings. In the following description, the same elements will be designated by the same reference numerals although they are shown in different drawings. Further, in the following description of the present invention, a detailed description of known functions and configurations incorporated herein will be omitted when it may make the subject matter of the present invention rather unclear.

[0018] In addition, terms, such as first, second, A, B, (a), (b) or the like may be used herein when describing components of the present invention. Each of these terminologies is not used to define an essence, order or sequence of a corresponding component but used merely to distinguish the corresponding component from other component(s). It should be noted that if it is described in the specification that one component is "connected," "coupled" or "joined" to another component, a third component may be "connected," "coupled," and "joined" between the first and second components, although the first component may be directly connected, coupled or joined to the second component.

[0019] The present invention provides a compound represented by Formula 1 below.

[Formula 1]



in Formula 1,

[0020] (1) $R_1, R_2, R_3, R_4, R_5, R_6, R_7, R_8, R_9, R_{10}, R_{11}$ and R_{12} each are independently selected from the group consisting of a hydrogen atom, a halogen atom, a cyano group, an alkoxy group, a thiol group, a substituted or unsubstituted

alkyl group having 1 to 50 carbon atoms, a substituted or unsubstituted alkoxy group having 1 to 50 carbon atoms, a substituted or unsubstituted alkenyl group having 1 to 50 carbon atoms, a substituted or unsubstituted arylene group having 5 to 60 carbon atoms, a substituted or unsubstituted aryl group having 5 to 60 carbon atoms, a substituted or unsubstituted aryloxy group having 5 to 60 carbon atoms, a substituted or unsubstituted $C_1\text{--}C_{50}$ alkyl group having at least one of sulfur (S), nitrogen (N), oxygen (O), phosphorous (P) and silicon (Si), a substituted or unsubstituted $C_5\text{--}C_{60}$ heteroaryl group having at least one of sulfur (S), nitrogen (N), oxygen (O), phosphorous (P) and silicon (Si), and a substituted or unsubstituted $C_5\text{--}C_{60}$ heteroaryloxy group having at least one of sulfur, nitrogen, oxygen, phosphorous and silicon.

[0021] (2) R_{13} and R_{14} each are independently selected from the group consisting of a hydrogen atom, a substituted or unsubstituted alkyl group having 1 to 50 carbon atoms, a substituted or unsubstituted alkoxy group having 1 to 50 carbon atoms, a substituted or unsubstituted alkenyl group having 1 to 50 carbon atoms, a substituted or unsubstituted arylene group having 5 to 60 carbon atoms, a substituted or unsubstituted aryl group having 5 to 60 carbon atoms, a substituted or unsubstituted aryloxy group having 5 to 60 carbon atoms, a substituted or unsubstituted $C_1\text{--}C_{50}$ alkyl group having at least one of sulfur (S), nitrogen (N), oxygen (O), phosphorous (P) and silicon (Si), a substituted or unsubstituted $C_5\text{--}C_{60}$ heteroaryl group having at least one of sulfur (S), nitrogen (N), oxygen (O), phosphorous (P) and silicon (Si), and a substituted or unsubstituted $C_5\text{--}C_{60}$ heteroaryloxy group having at least one of sulfur, nitrogen, oxygen, phosphorous and silicon.

[0022] (3) X may include carbon (CRaRb), nitrogen (NRC), oxygen (O), phosphorous (PRd), sulfur (S), silicon (SiReRf) or germanium (GeRgRh), wherein Ra, Rb, Rc, Rd, Re, Rf, Rg and Rh each are independently selected from the group including an alkyl group having 1 to 50 carbon atoms, and an aryl group having 6 to 60 carbon atoms.

[0023] (4) R_1 and R_2, R_3 and R_4, R_4 and R_5, R_5 and R_6, R_7 and R_8, R_8 and R_9, R_9 and $R_{10},$ and R_{11} and R_{12} may form a saturated or unsaturated cyclic ring together with an adjacent group.

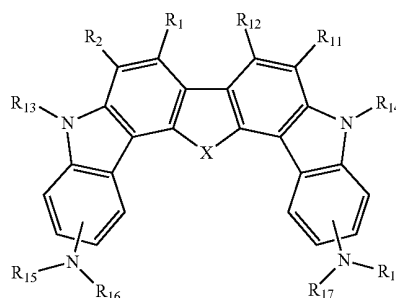
[0024] (5) R_2 and $R_{13},$ and R_{11} and R_{14} may form a saturated or unsaturated cyclic ring together with an adjacent group.

[0025] (6) The compound represented by Formula 1 may have a symmetric or asymmetric structure with respect to X.

[0026] (7) The compound having the structural formula represented by Formula 1 may be used in a soluble process.

[0027] Also, in another aspect, the present invention provides a compound represented by Formula 2.

[Formula 2]



[0028] (1) R_1 , R_2 , R_{11} and R_{12} each are independently selected from the group consisting of a hydrogen atom, a halogen atom, a cyano group, an alkoxy group, a thiol group, a substituted or unsubstituted alkyl group having 1 to 50 carbon atoms, a substituted or unsubstituted alkoxy group having 1 to 50 carbon atoms, a substituted or unsubstituted alkenyl group having 1 to 50 carbon atoms, a substituted or unsubstituted arylene group having 5 to 60 carbon atoms, a substituted or unsubstituted aryl group having 5 to 60 carbon atoms, a substituted or unsubstituted aryloxy group having 5 to 60 carbon atoms, a substituted or unsubstituted $C_1\sim C_{50}$ alkyl group having at least one of Sulfur (S), nitrogen (N), oxygen (O), phosphorous (P) and silicon (Si), a substituted or unsubstituted $C_5\sim C_{60}$ heteroaryl group having at least one of sulfur (S), nitrogen (N), oxygen (O), phosphorous (P) and silicon (Si), and a substituted or unsubstituted $C_5\sim C_{60}$ heteroaryloxy group having at least one of sulfur (S), nitrogen (N), oxygen (O), phosphorous (P) and silicon (Si).

[0029] (2) R_{13} and R_{14} each are independently selected from the group consisting of a hydrogen atom, a substituted or unsubstituted alkyl group having 1 to 50 carbon atoms, a substituted or unsubstituted alkoxy group having 1 to 50 carbon atoms, a substituted or unsubstituted alkenyl group having 1 to 50 carbon atoms, a substituted or unsubstituted arylene group having 5 to 60 carbon atoms, a substituted or unsubstituted aryl group having 5 to 60 carbon atoms, a substituted or unsubstituted aryloxy group having 5 to 60 carbon atoms, a substituted or unsubstituted $C_1\sim C_{50}$ alkyl group having at least one of sulfur (S), nitrogen (N), oxygen (O), phosphorous (P) and silicon (Si), a substituted or unsubstituted $C_5\sim C_{60}$ heteroaryl group having at least one of sulfur (S), nitrogen (N), oxygen (O), phosphorous (P) and silicon (Si), and a substituted or unsubstituted $C_5\sim C_{60}$ heteroaryloxy group having at least one of sulfur (S), nitrogen (N), oxygen (O), phosphorous (P) and silicon (Si).

(Si), and a substituted or unsubstituted $C_5\sim C_{60}$ heteroaryloxy group having at least one of sulfur (S), nitrogen (N), oxygen (O), phosphorous (P) and silicon (Si).

[0030] (3) R_{15} , R_{16} , R_{17} and R_{18} each are independently selected from the group consisting of a hydrogen atom, a substituted or unsubstituted alkyl group having 1 to 50 carbon atoms, a substituted or unsubstituted aryl group having 5 to 60 carbon atoms, a substituted or unsubstituted aryloxy group having 5 to 60 carbon atoms, a substituted or unsubstituted $C_1\sim C_{50}$ alkyl group having at least one of sulfur (S), nitrogen (N), oxygen (O), phosphorous (P) and silicon (Si), a substituted or unsubstituted $C_5\sim C_{60}$ heteroaryl group having at least one of sulfur (S), nitrogen (N), oxygen (O), phosphorous (P) and silicon (Si), and a substituted or unsubstituted $C_5\sim C_{60}$ heteroaryloxy group having at least one of sulfur (S), nitrogen (N), oxygen (O), phosphorous (P) and silicon (Si).

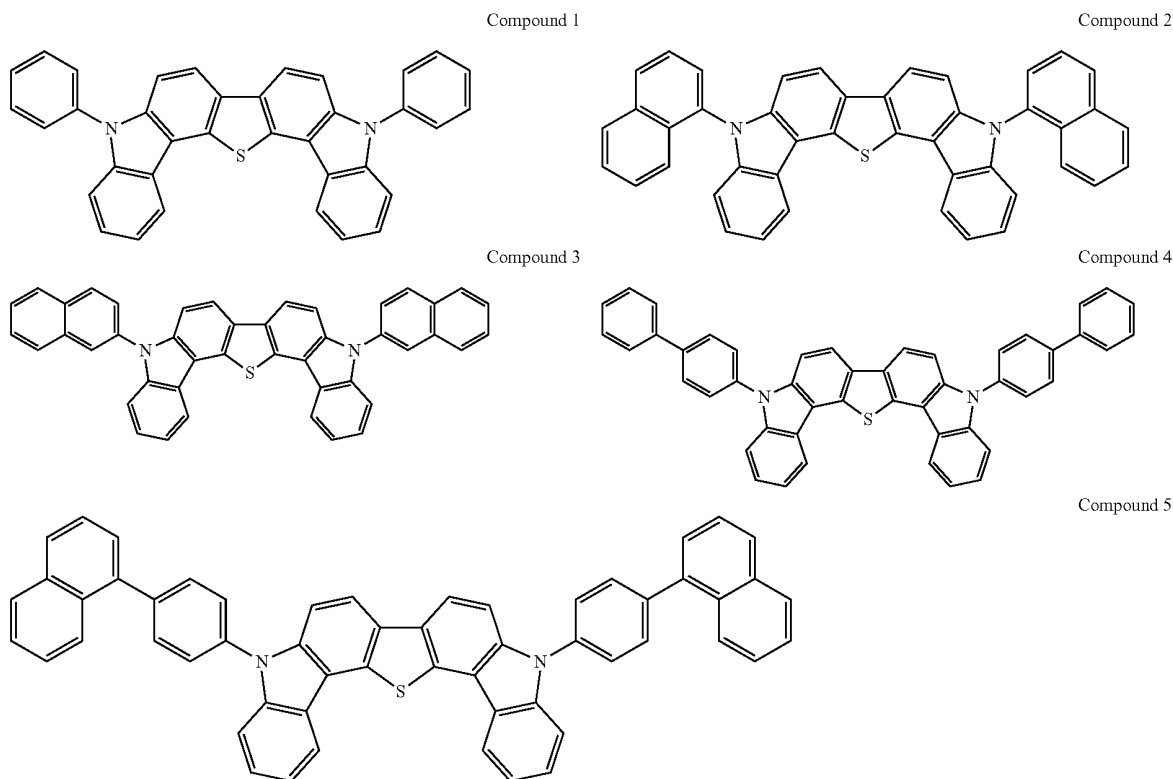
[0031] (4) X may include carbon (C R_aR_b), nitrogen (N R_c), oxygen (O), phosphorous (P R_d), sulfur (S), silicon (Si R_eR_f) or germanium (Ge R_gR_h), wherein R_a , R_b , R_c , R_d , R_e , R_f , R_g and R_h each are independently selected from the group including an alkyl group having 1 to 50 carbon atoms, and an aryl group having 6 to 60 carbon atoms.

[0032] (5) R_1 and R_2 , and R_{11} and R_{12} may form a saturated or unsaturated cyclic ring together with an adjacent group.

[0033] (6) The compound having the structural formula represented by Formula 2 may be used in a soluble process.

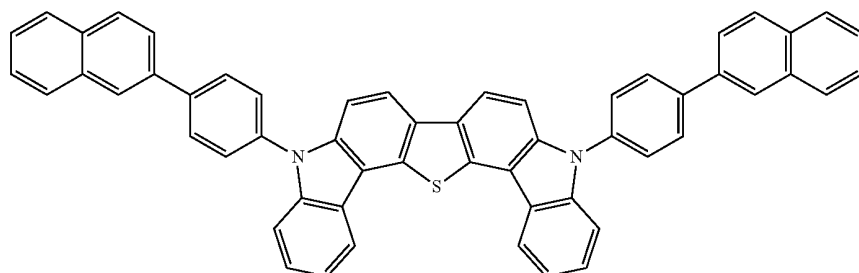
[0034] According to one embodiment of the present invention, specific examples of a compound including three or more 5-membered heterocycles, represented by Formula 1 or 2, may include compounds represented by Formula 3. However, the present invention is not limited thereto.

[Formula 3]

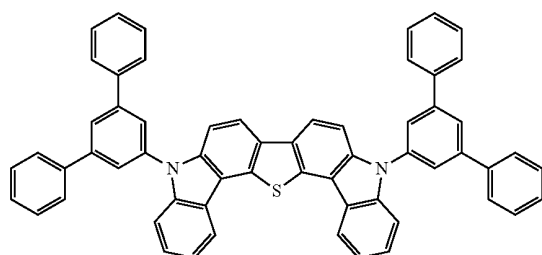


-continued

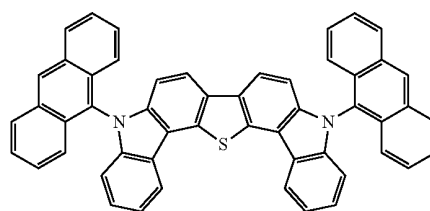
Compound 6



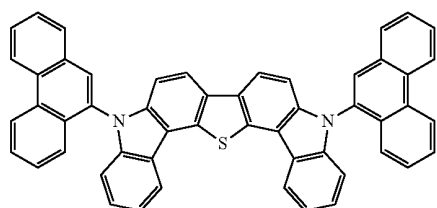
Compound 7



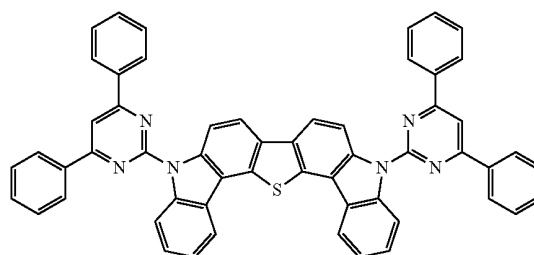
Compound 8



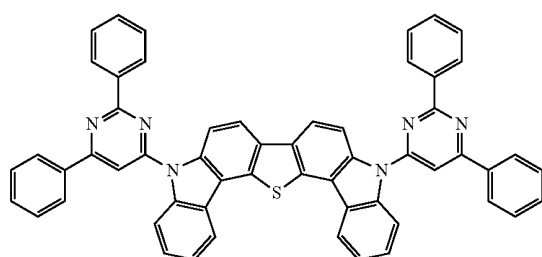
Compound 9



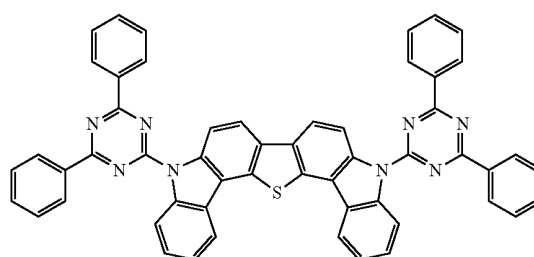
Compound 10



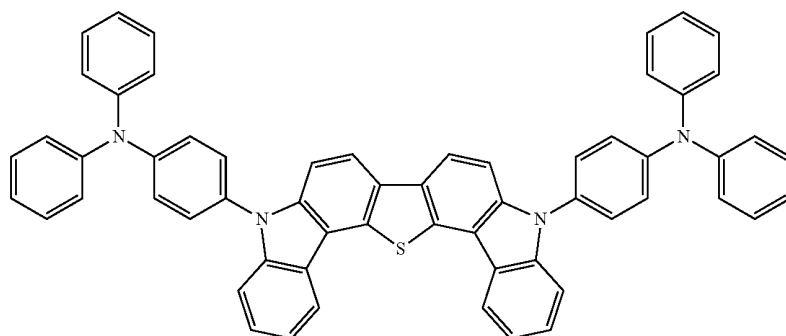
Compound 11



Compound 12

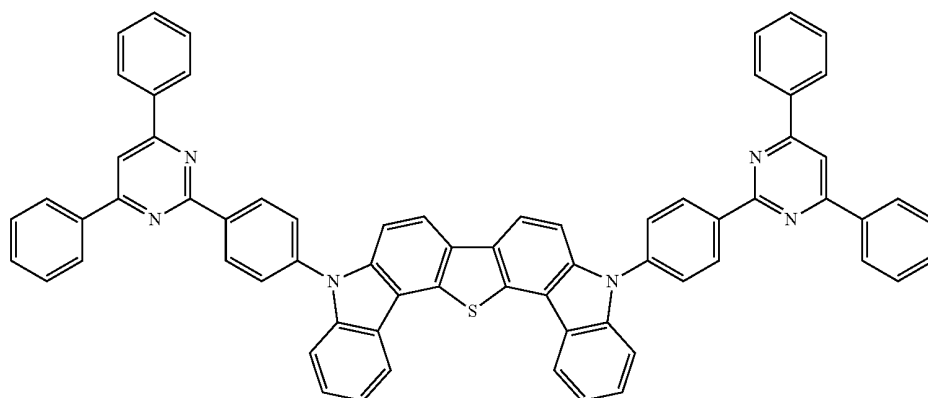


Compound 13

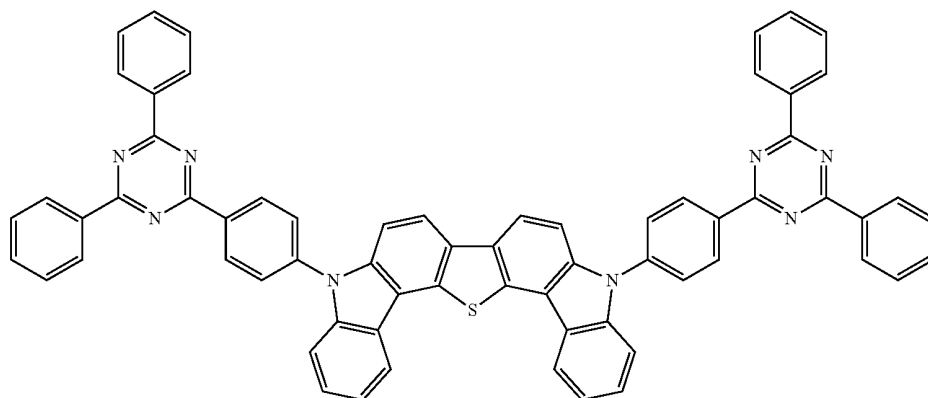


-continued

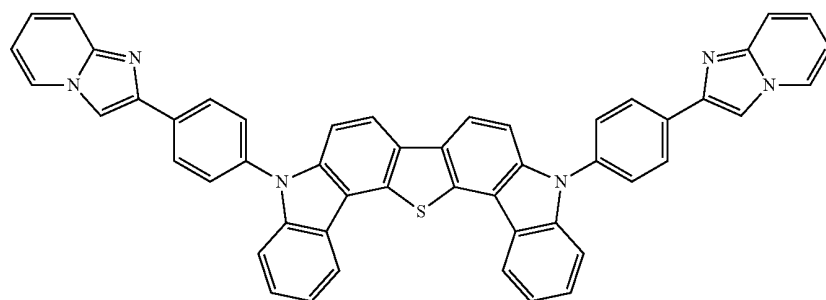
Compound 14



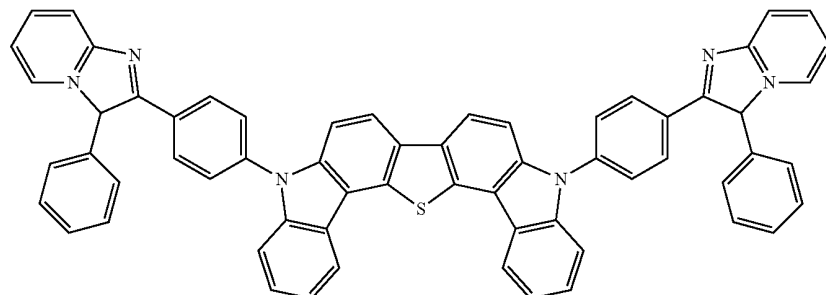
Compound 15



Compound 16

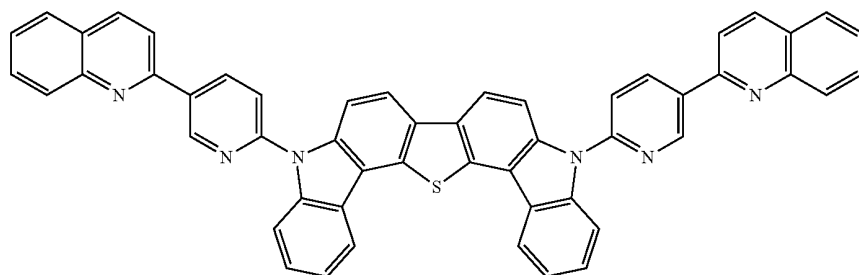


Compound 17

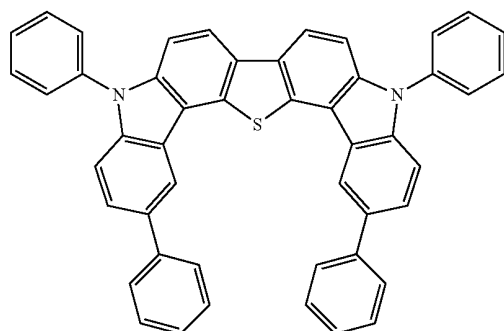


-continued

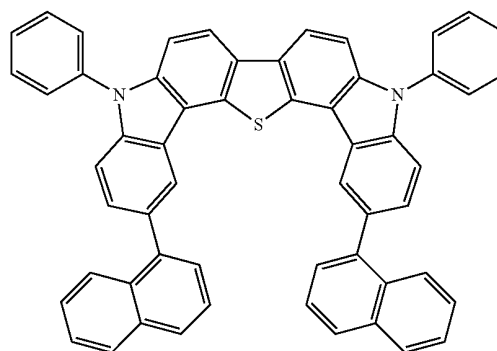
Compound 18



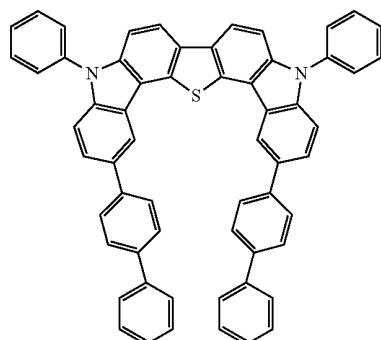
Compound 19



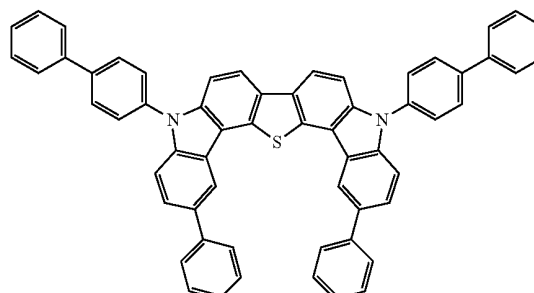
Compound 20



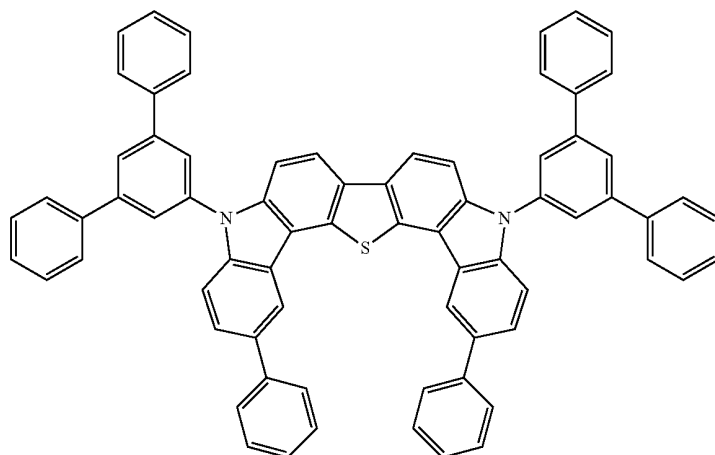
Compound 21



Compound 22

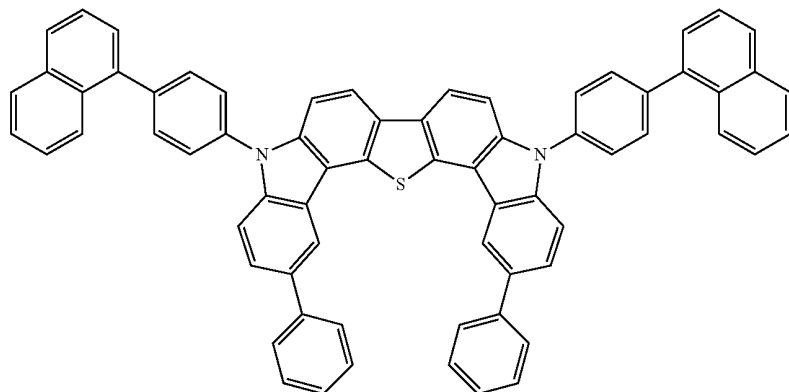


Compound 23

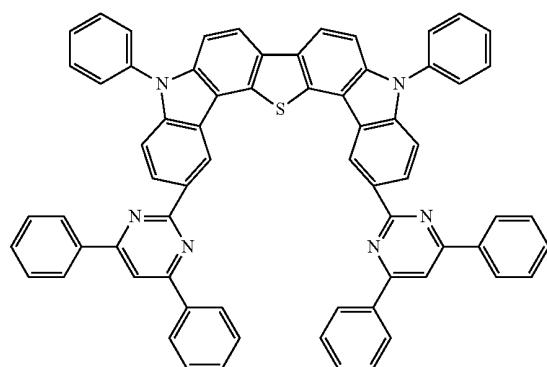


-continued

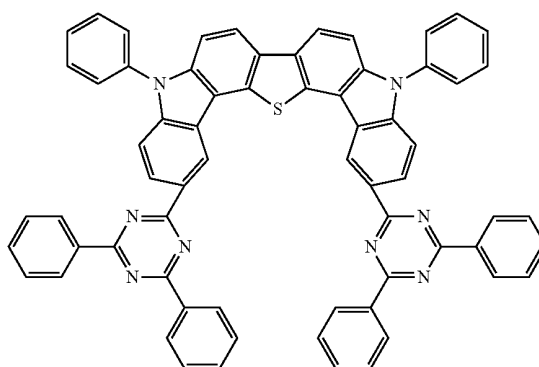
Compound 24



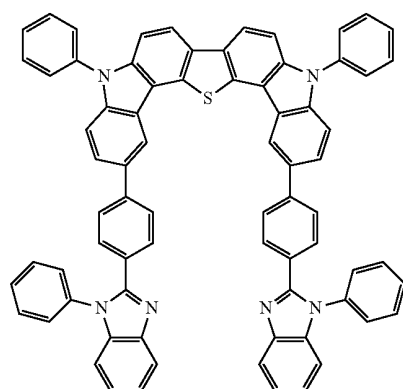
Compound 25



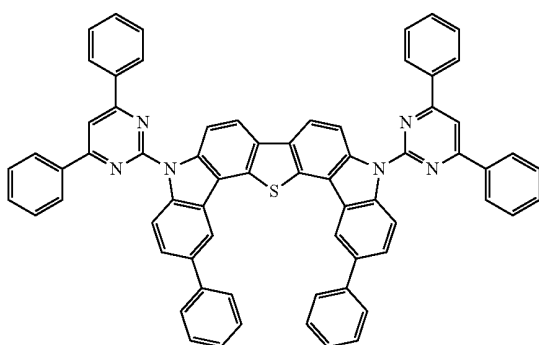
Compound 26



Compound 27

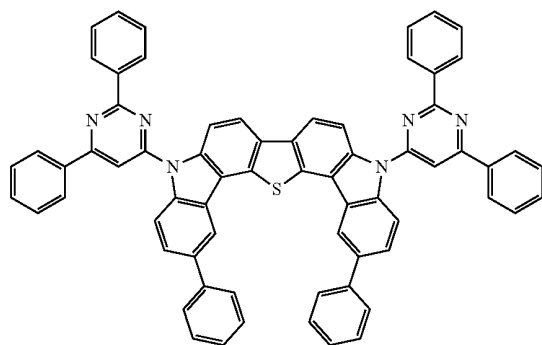


Compound 28

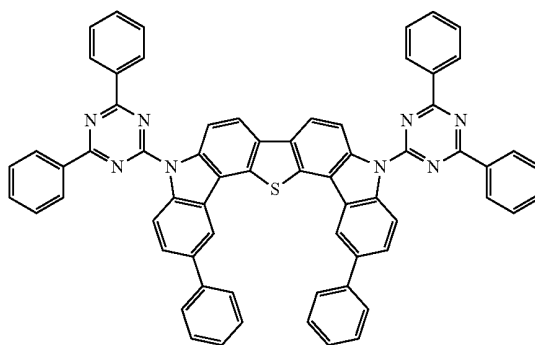


-continued

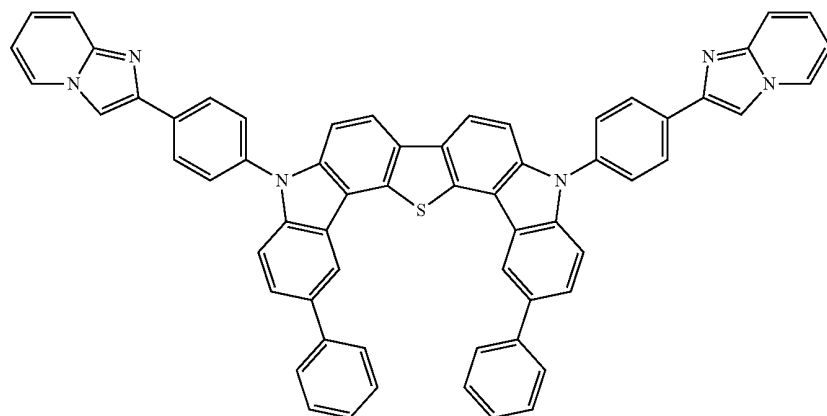
Compound 29



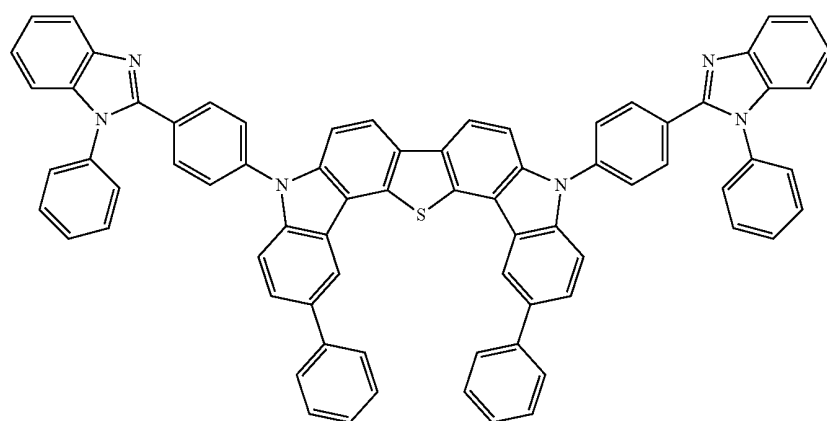
Compound 30



Compound 31

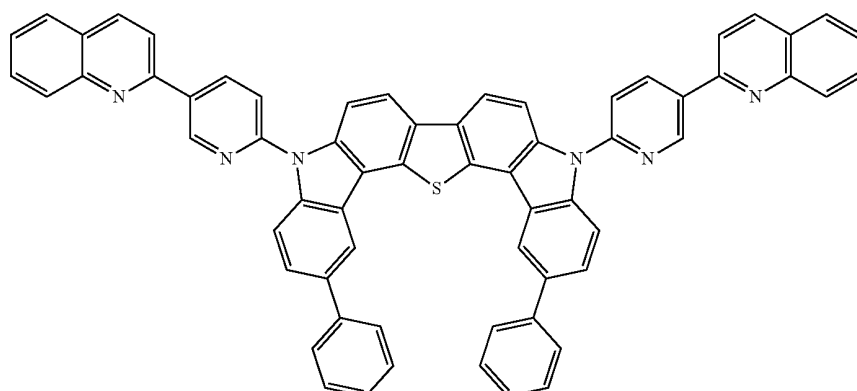


Compound 32

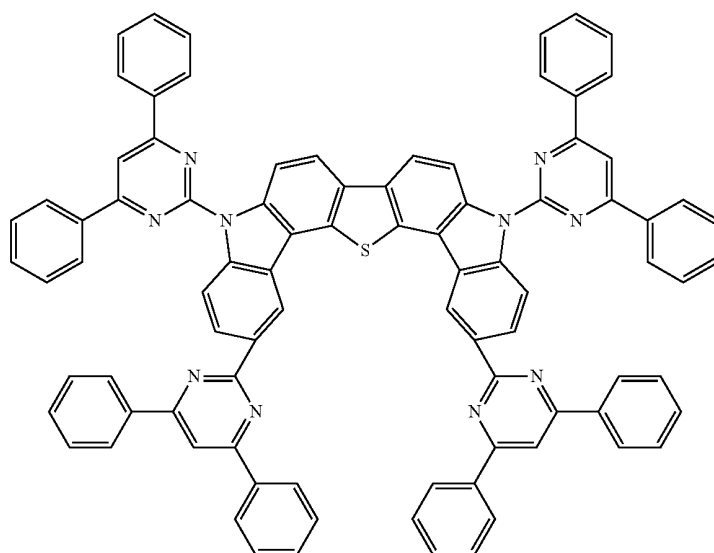


-continued

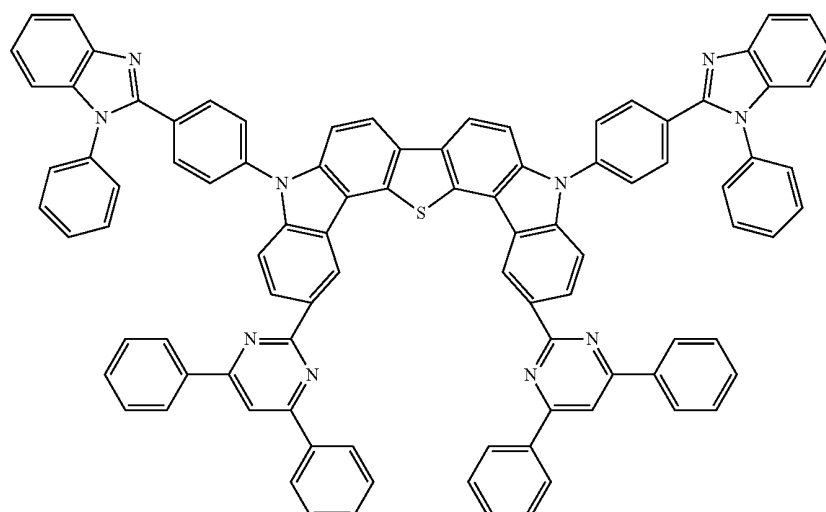
Compound 33



Compound 34

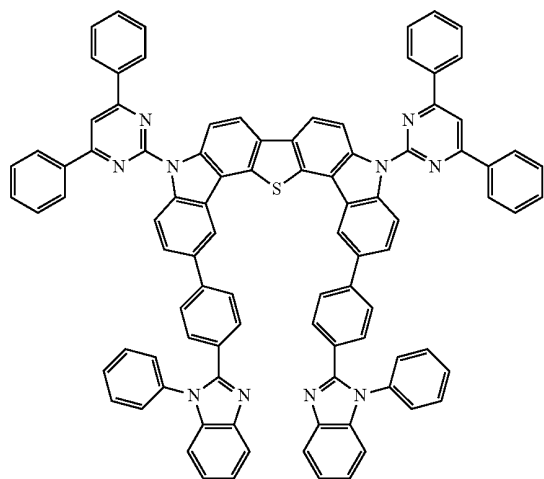


Compound 35

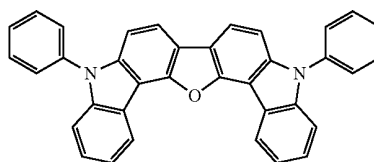


-continued

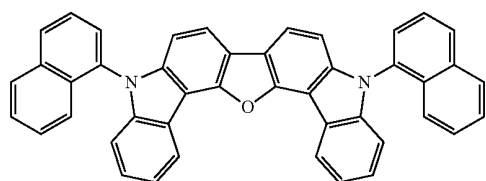
Compound 36



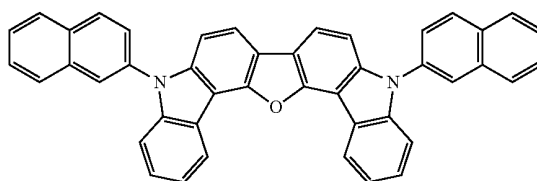
Compound 37



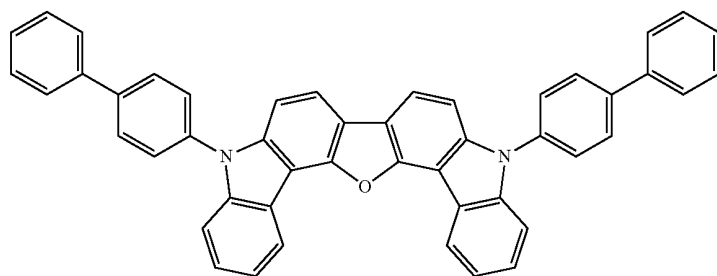
Compound 38



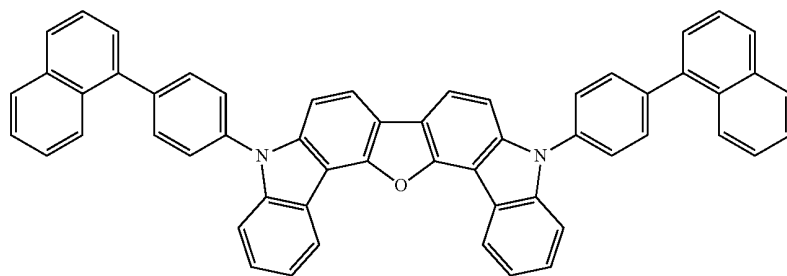
Compound 39



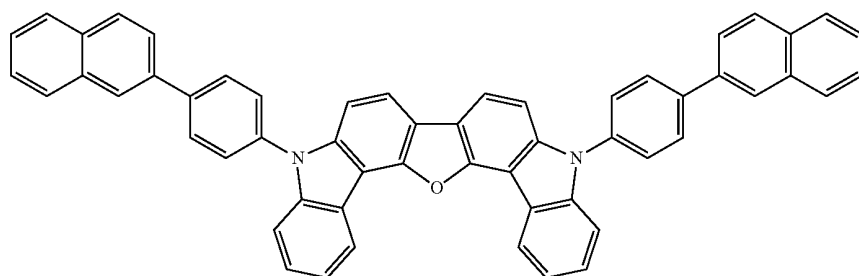
Compound 40



Compound 41

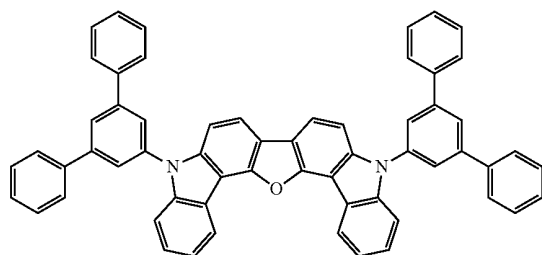


-continued

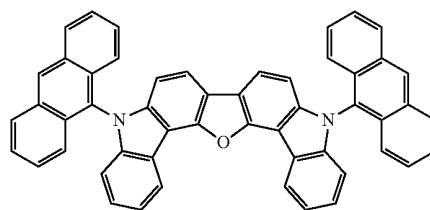


Compound 42

Compound 43

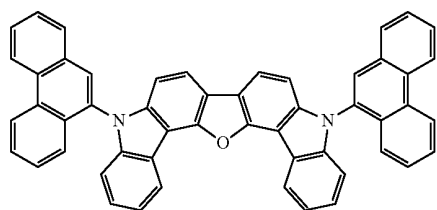


Compound 44

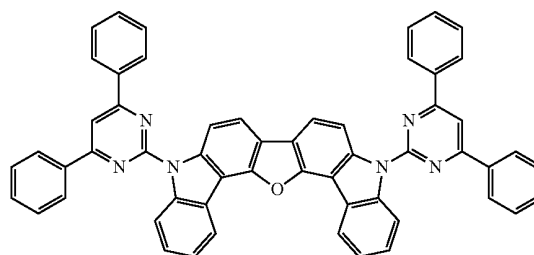


Compound 45

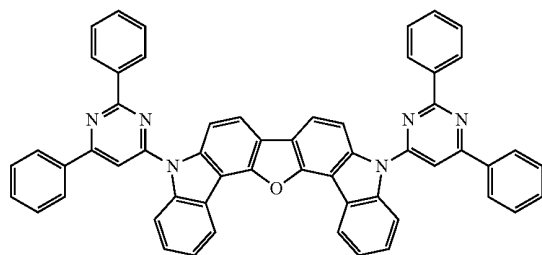
Compound 46



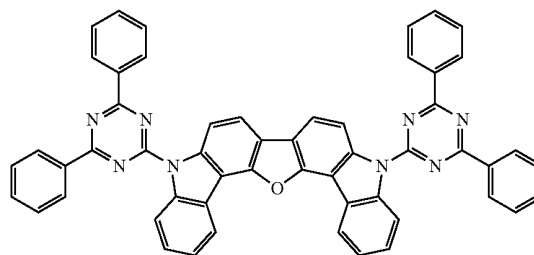
Compound 47



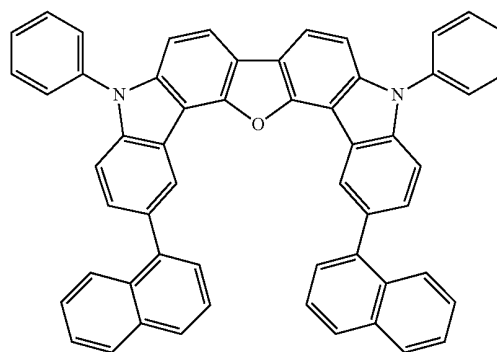
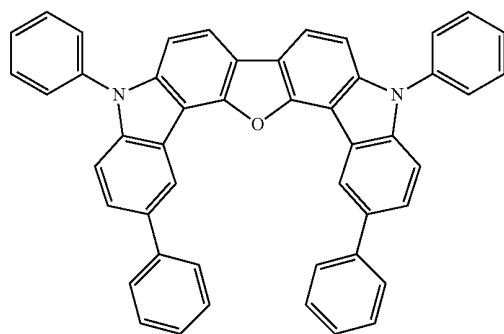
Compound 48



Compound 49

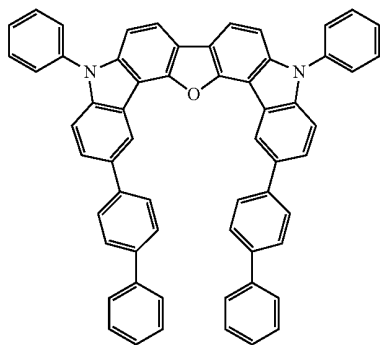


Compound 50

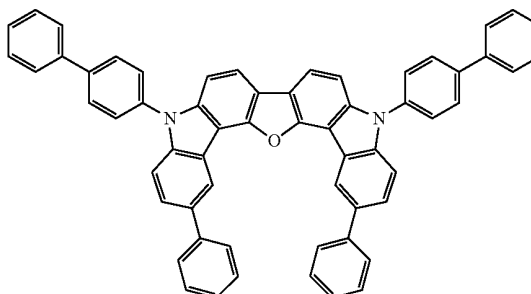


-continued

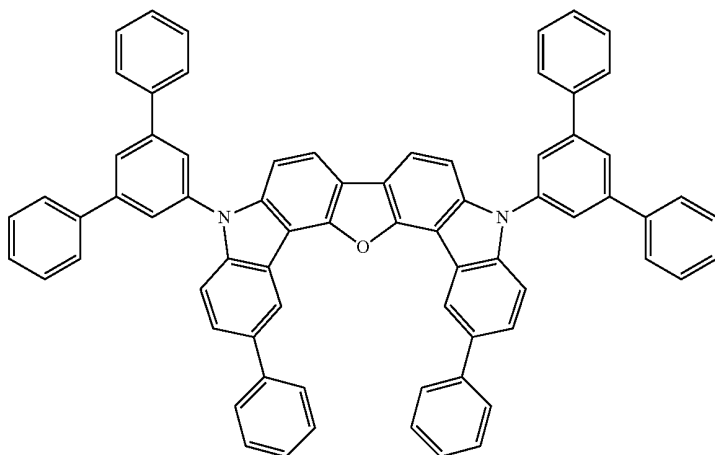
Compound 51



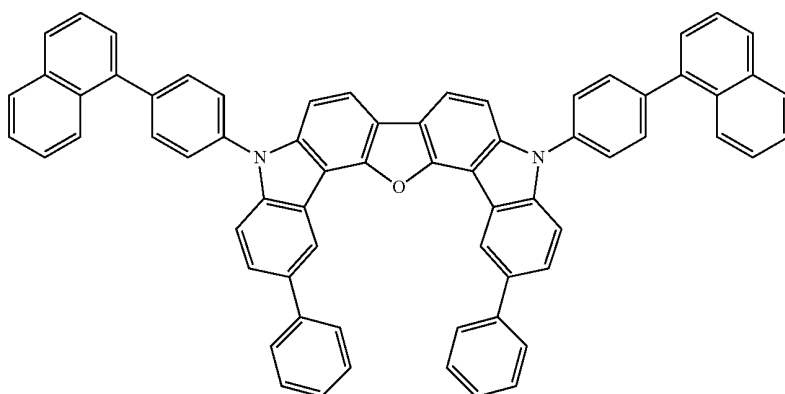
Compound 52



Compound 53

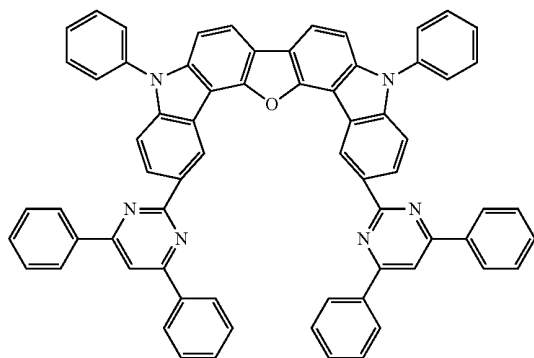


Compound 54

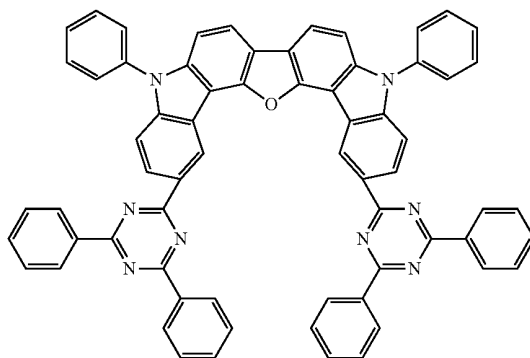


-continued

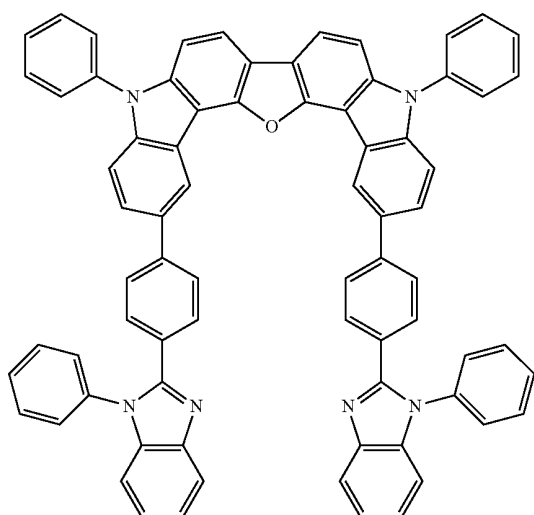
Compound 55



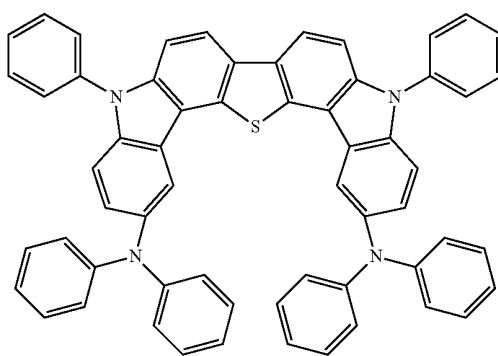
Compound 56



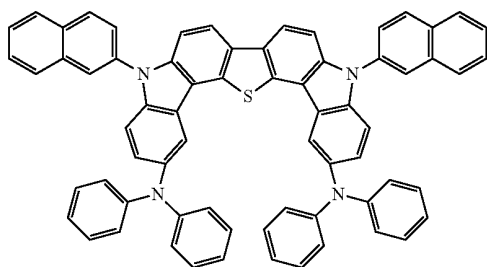
Compound 57



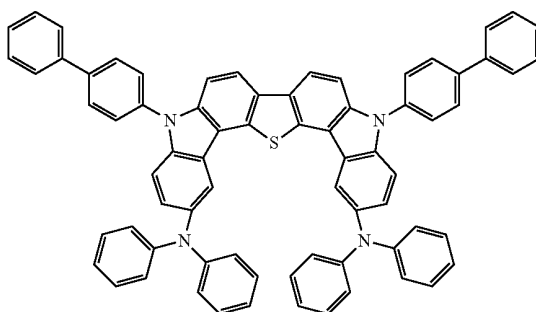
Compound 58



Compound 59

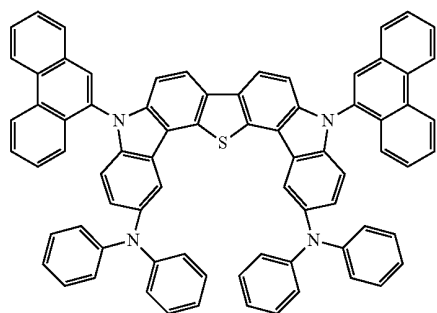


Compound 60

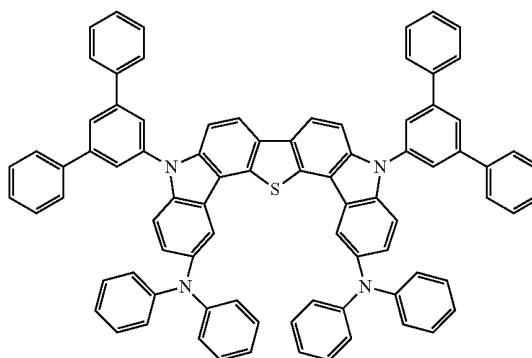


-continued

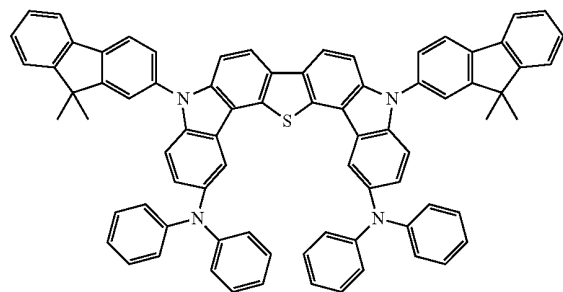
Compound 61



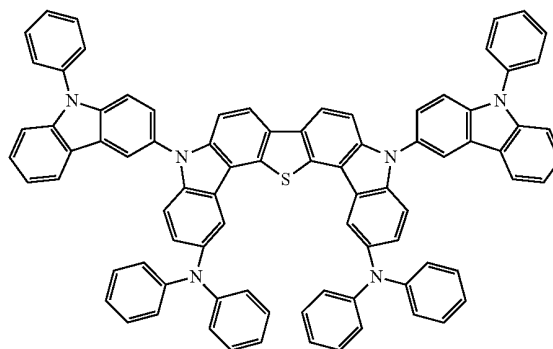
Compound 62



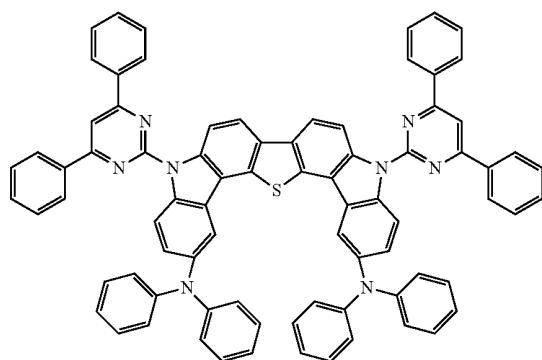
Compound 63



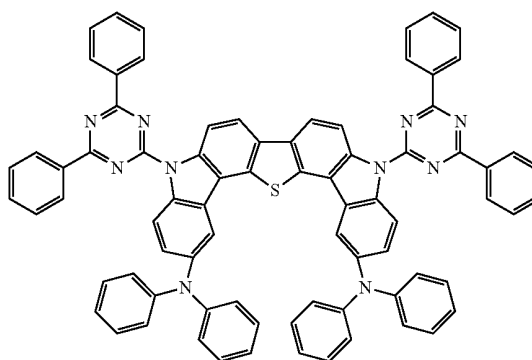
Compound 64



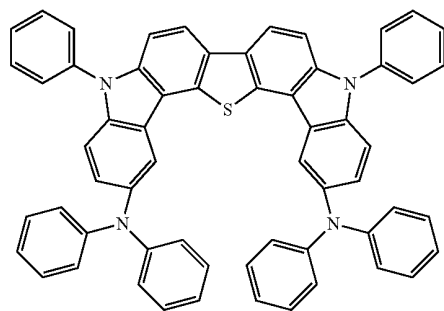
Compound 65



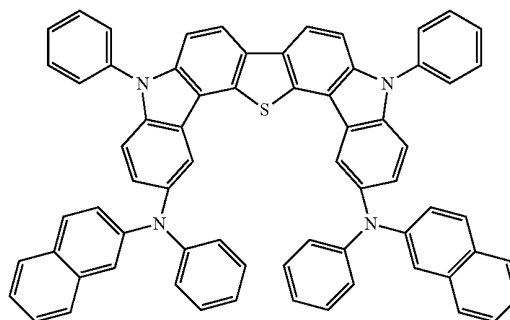
Compound 66



Compound 67

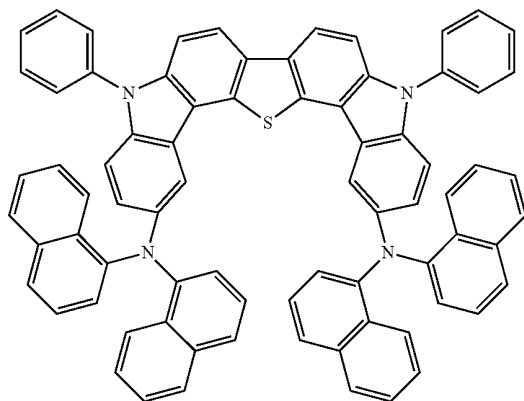


Compound 68

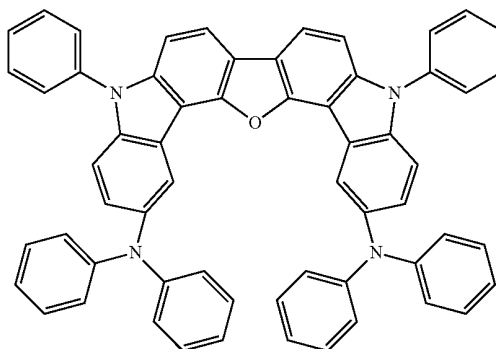


-continued

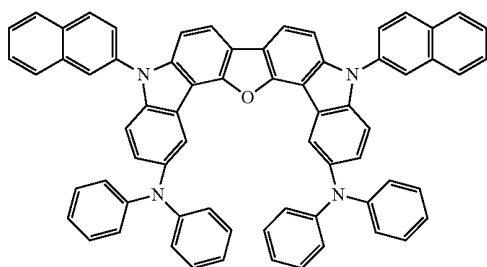
Compound 69



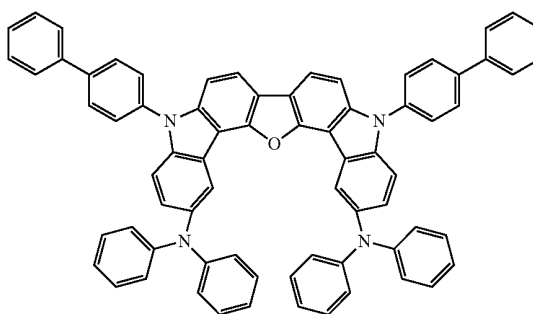
Compound 70



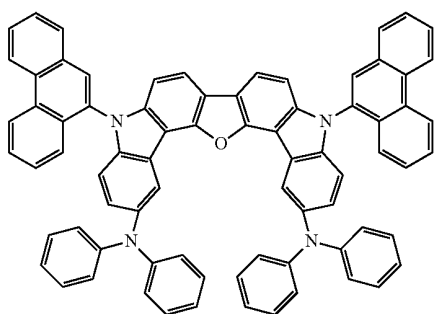
Compound 71



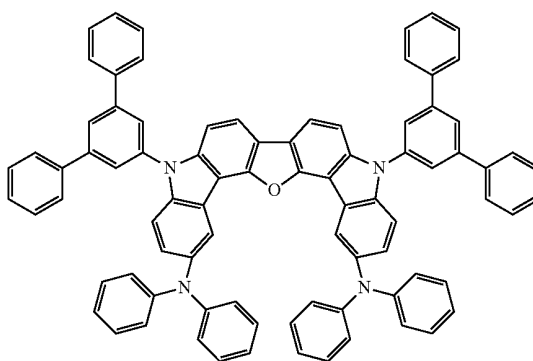
Compound 72



Compound 73

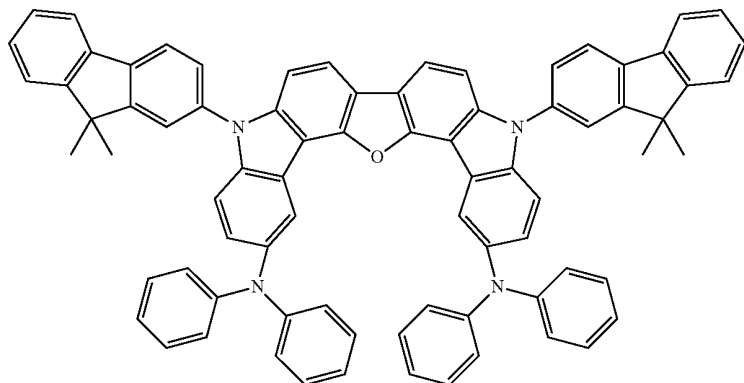


Compound 74

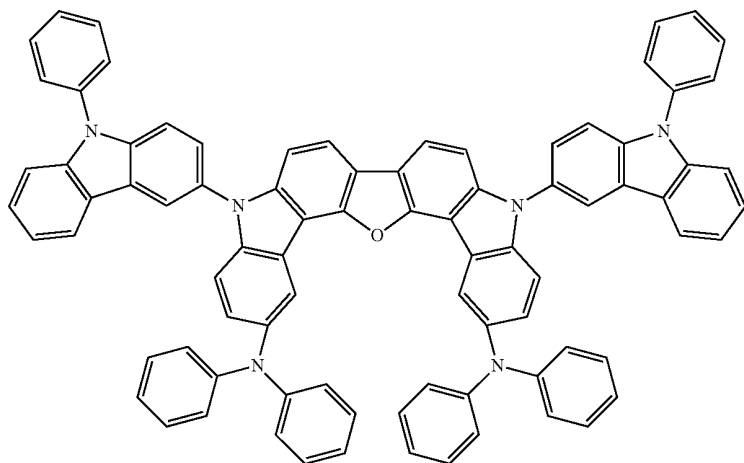


-continued

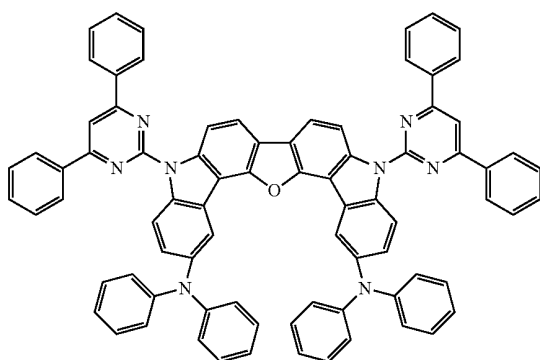
Compound 75



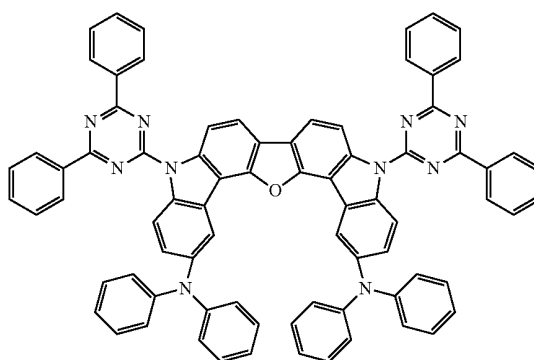
Compound 76



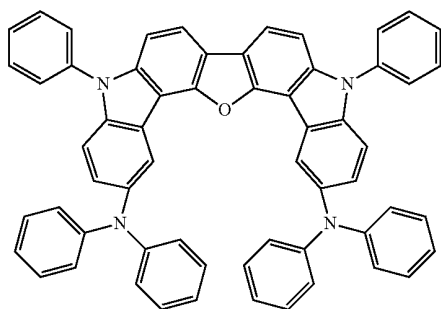
Compound 77



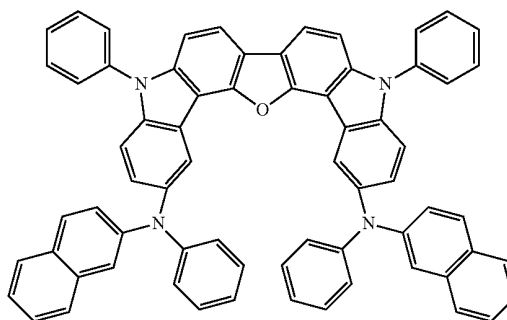
Compound 78



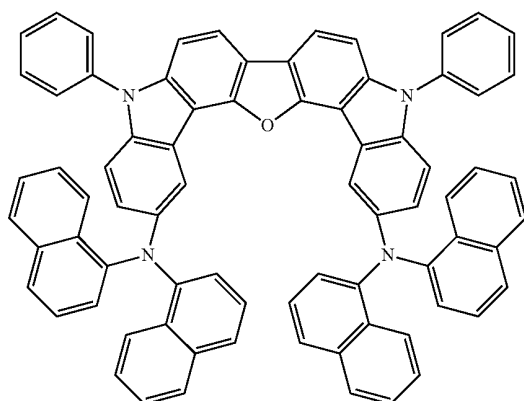
-continued
Compound 79



Compound 80



Compound 81



[0035] There exist various organic electronic devices which employ compounds including three or more 5-membered heterocycles, as described with reference to Formulas 1 to 3, as an organic material layer. The organic electronic devices in which compounds including three or more 5-membered heterocycles, as described with reference to Formulas 1 to 3, can be employed, may include, for example, an organic light emitting diode (OLED), an organic solar cell, an organic photo conductor (OPC) drum, an organic transistor (organic TFT), a photodiode, an organic laser, a laser diode, and the like.

[0036] As one example of the organic electronic devices in which compounds including three or more 5-membered heterocycles, as described with reference to Formulas 1 to 3, can be used, an organic light emitting diode (OLED) will be described below, but the present invention is not limited thereto. The above described compound including three or more 5-membered heterocycles may be applied to various organic electronic devices.

[0037] In another embodiment of the present invention, there is provided an organic electronic device (organic electro-luminescence device) including a first electrode, a second electrode, and an organic material layer interposed between these electrodes, in which at least one of organic material layers includes the compounds represented by Formulas 1 to 3.

[0038] FIGS. 1 to 6 show examples of an organic electro-luminescence device which can employ a compound according to the present invention.

[0039] The organic electro-luminescence device according to another embodiment of the present invention may be manufactured by means of a manufacturing method and materials conventionally known in the art in such a manner that it can have a conventionally known structure, except that at least one of organic material layers including a hole injection layer, a hole transport layer, a light emitting layer, an electron transport layer, and an electron injection layer is formed in such a manner that it can include the compounds represented by Formulas 1 to 3.

[0040] The structures of the organic electro-luminescence device according to another embodiment of the present invention are shown in FIGS. 1 to 6, but the present invention is not limited to the structures. Herein, the reference numeral **101** indicates a substrate, **102** indicates an anode, **103** indicates a hole injection layer (HIL), **104** indicates a hole transport layer (HTL), **105** indicates a light emitting layer (EML), **106** indicates an electron injection layer (EIL), **107** indicates an electron transport layer (ETL), and **108** indicates a cathode. Although not shown, such an organic electro-luminescence device may further include a hole blocking layer (HBL) for blocking movement of holes, an electron blocking layer (EBL) for blocking movement of electrons, and a protective layer. The protective layer may be formed in such a manner that it, as an uppermost layer, can protect an organic material layer or a cathode.

[0041] Herein, the compound including three or more 5-membered heterocycles, as described with reference to Formulas 1 to 3, may be included in at least one of organic

material layers including a hole injection layer, a hole transport layer, a light emitting layer, and an electron transport layer. Specifically, the compound including three or more 5-membered heterocycles, as described with reference to Formulas 1 to 3, may be substituted for at least one of a hole injection layer, a hole transport layer, a light emitting layer, an electron transport layer, an electron injection layer, a hole blocking layer, an electron blocking layer, and a protective layer, or may be used in combination with these layers. Of course, the compound may be used for not only one layer of the organic material layers but also two or more layers.

[0042] Especially, the compound including three or more 5-membered heterocycles, as described with reference to Formulas 1 to 3, may be used as a hole injection material, a hole transport material, a light emitting material, and/or an electron transport material appropriate for a fluorescent or phosphorescent device of all colors (such as red, green, blue, white, etc.), and especially is useful as a green phosphorescent host material.

[0043] For example, in manufacturing of the organic electro-luminescence device according to another embodiment of the present invention, a metal, a conductive metal oxide, or an alloy thereof is deposited on a substrate by means of PVD (physical vapor deposition) such as sputtering or e-beam evaporation so as to form an anode, and then an organic material layer including a hole injection layer, a hole transport layer, a light emitting layer, an electron transport layer, and an electron injection layer is formed thereon, and a material used as a cathode is deposited thereon.

[0044] Besides, on a substrate, a cathode material, an organic material layer, and an anode material may be sequentially deposited so as to provide an organic electronic device. The organic material layer may be formed in a multi-layered structure including a hole injection layer, a hole transport layer, a light emitting layer, an electron transport layer, and an electron injection layer, but the present invention is not limited thereto. It may be formed in a single layer structure. Further, the organic material layer may be manufactured with a smaller number of layers by using various polymer materials by means of a solvent process (e.g., spin coating, dip coating, doctor blading, screen printing, inkjet printing, or thermal transfer) instead of deposition.

[0045] In the organic electro-luminescence device according to another embodiment of the present invention, the organic material layer (e.g., a light emitting layer) may be formed by a soluble process of the above described compound including three or more 5-membered heterocycles.

[0046] The substrate is a support for the organic electro-luminescence device, and may employ a silicon wafer, a quartz or glass plate, a metallic plate, a plastic film or sheet.

[0047] On the substrate, an anode is positioned. Such an anode allows holes to be injected into a hole injection layer positioned thereon. As an anode material, a material having a high work function is preferably used so that injection of holes into an organic material layer can be smoothly carried out. Specific examples of an anode material used for the present invention may include: metals (such as vanadium, chromium, copper, zinc, gold) or alloys thereof; metallic oxides such as zinc oxide, indium oxide, indium tin oxide (ITO), indium zinc oxide (IZO); a metal-oxide combination such as ZnO:Al or SnO₂:Sb; and conductive polymers such as poly(3-methylthiophene), poly[3,4-(ethylene-1,2-dioxy)thiophene] (PEDT), polypyrrole and polyaniline, but the present invention is not limited thereto.

[0048] On the anode, a hole injection layer is positioned. A material for such a hole injection layer is required to have a high efficiency for injecting holes from an anode, and to be able to efficiently transport the injected holes. For this, the material has a low ionization potential, a high transparency against visible light, and a high stability for holes.

[0049] As a hole injection material, a material into which holes can be well injected from an anode at a low voltage is used. Preferably, HOMO (highest occupied molecular orbital) of the hole injection material ranges from a work function of an anode material to HOMO of adjacent organic material layers. Specific examples of the hole injection material may include metal porphyrine-, oligothiophene-, and arylamine-based organic materials, hexanitride hexaazatriphenylene- and quinacridone-based organic materials, perylene-based organic materials, and anthraquinone-, polyaniline-, and polythiophene-based conductive polymers, but the present invention is not limited thereto.

[0050] On the hole injection layer, a hole transport layer is positioned. Such a hole transport layer receives holes transferred from the hole injection layer and transfers them to an organic light emitting layer positioned thereon. Further, the hole transport layer has a high hole mobility and a high hole stability and performs a role of blocking electrons. Besides these general requirements, it requires heat-resistance against a device when applied to an automobile display, and thus is preferably made of a material having a glass transition temperature (T_g) of 70° C. or more. The examples of a material satisfying these conditions may include NPD (or NPB), Spiro-arylamine-based compound, perylene-arylamine-based compound, azacycloheptatriene compound, bis(diphenylvinylphenyl)anthracene, silicogermaniumoxide compound, silicon-based arylamine compound, and the like.

[0051] On the hole transport layer, an organic light emitting layer is positioned. Such an organic light emitting layer is made of a material having a high quantum efficiency, in which holes and electrons which are injected from an anode and a cathode, respectively, are recombined so as to emit light. As a light emitting material, a material allowing holes and electrons transferred from a hole transport layer and an electron transport layer, respectively, to be combined so as to emit visible light is used. Preferably, a material having a high quantum efficiency against fluorescence or phosphorescence is used.

[0052] As a material or a compound satisfying these conditions, for a green color, Alq₃ may be used, and for a blue color, Balq(8-hydroxyquinoline beryllium salt), DPVBi(4,4'-bis(2,2-diphenylethenyl)-1,1'-biphenyl) based material, Spiro material, spiro-DPVBi(Spiro-4,4'-bis(2,2-diphenylethenyl)-1,1'-biphenyl), LiPBO(2-(2-benzoxazolyl)-phenol lithium salt), bis(diphenylvinylphenylvinyl)benzene, aluminum-quinoline metal complex, imidazole, thiazol and oxazole-metal complex, or the like may be used. In order to improve the luminous efficiency of a blue color, perylene, and BczVBi(3,3'[(1,1'-biphenyl)-4,4'-diyl]di-2,1-ethenediyl]bis(9-ethyl)-9H-carbazole; DSA(distyramine)) may be doped in a small amount. For a red color, a green light emitting material may be doped with DCJTb([2-(1,1-dimethylethyl)-6-[2-(2,3,6,7-tetrahydro-1,1,7,7-tetramethyl-1H,5H-benzo(ij)quinolizin-9-yl)ethenyl]-4H-pyran-4-ylidene]-propanedinitrile) in a small amount. When a process such as inkjet printing, roll coating, spin coating, is used to form a light

emitting layer, polyphenylenevinylene (PPV)-based polymer or poly fluorene may be used for an organic light emitting layer.

[0053] On the organic light emitting layer, an electron transport layer is positioned. Such an electron transport layer requires a material which has a high efficiency for electrons injected from a cathode positioned thereon, and can efficiently transport the injected electrons. For this, a material having a high electron affinity, a high electron mobility, and a high electron stability is required. The examples of an electron transport material satisfying these conditions may include Al complex of 8-hydroxyquinoline; complex including Alq_3 ; organic radical compound; and hydroxyflavone-metal complex, but the present invention is not limited thereto.

[0054] On the electron transport layer, an electron injection layer is layered. The electron injection layer may be manufactured by using a metal complex compound (such as BaIq , Alq_3 , Be(bq)_2 , Zn(BTZ)_2 , Zn(phq)_2 , PBD, spiro-PBD, TPBI, and Tf-6P) or a low molecular material including an aromatic compound having an imidazole ring or a boron compound. Herein, the electron injection layer may be formed in a thickness range of 100 Å to 300 Å.

[0055] On the electron injection layer, a cathode is positioned. Such a cathode performs a role of injecting electrons into the electron injection layer. As a material for the cathode, the same material as that used for an anode may be used. In order to achieve efficient electron injection, a metal having a low work function is more preferable. Especially, metals such as tin, magnesium, indium, calcium, sodium, lithium, aluminum, silver, or alloys thereof may be used. Further, a double-layered electrode (e.g., lithium fluoride and aluminum, lithium oxide and aluminum, and strontium oxide and aluminum) with a thickness of 1000 μm or less may be used.

[0056] As described above, the compound including three or more 5-membered heterocycles, as described with reference to Formulas 1 to 3, may be used as a hole injection material, a hole transport material, a light emitting material, an electron transport material and/or an electron injection material appropriate for a fluorescent or phosphorescent device of all colors (such as red, green, blue, white, etc.), and may be used as a host material for various colors of a phosphorescent dopant.

[0057] The organic electro-luminescence device according to the present invention may be manufactured in a front luminescent type, a rear luminescent type, or a both-side luminescent type according to its materials.

[0058] Meanwhile, the present invention provides a terminal which includes a display device and a control part for driving the display device, the display device including the above described organic electronic device. The terminal means a wired/wireless communication terminal which is currently used or will be used in the future. The above described terminal according to the present invention may be a mobile communication terminal such as a cellular phone, and may include all kinds of terminals such as a PDA, an electronic dictionary, a PMP, a remote control, a navigation unit, a game player, various kinds of TVs, and various kind's of computers.

EXAMPLE

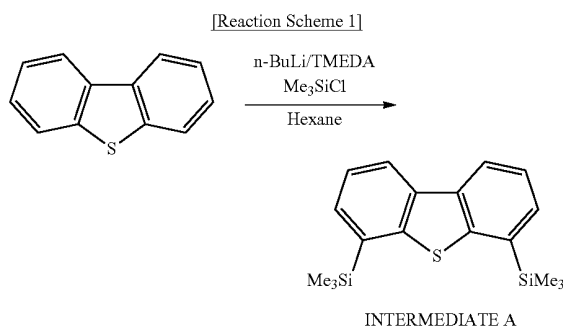
[0059] Hereinafter, the present invention will be described more specifically with reference to Preparation Examples and

Experimental Examples. However, the following examples are only for illustrative purposes and are not intended to limit the scope of the invention.

Preparation Example

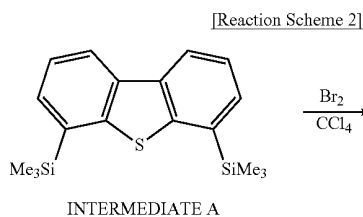
[0060] Hereinafter, Preparation Examples or Synthesis Examples of the compounds including three or more 5-membered heterocycles, represented by Formula 3, will be described. However, since there are many compounds including three or more 5-membered heterocycles, represented by Formula 3, one compound or two compounds from among the compounds will be exemplified. A person skilled in the art of the invention should realize that other compounds including three or more 5-membered heterocycles can be prepared through Preparation Examples as described below although they are not exemplified.

[0061] step 1) Synthesis of Intermediate A

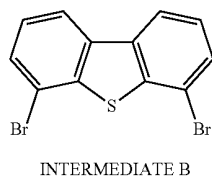


[0062] In a 250 mL round-bottom flask, N,N,N',N' -Tetramethylethylenediamine (TMEDA) was dissolved in anhydrous Hexane. At 0° C., n-BuLi (1.6 M in hexane) was slowly added thereto for 30 minutes, and the mixture was stirred for 30 minutes at room temperature. Dibenzo[1,2-b:5,6-b']thiophene diluted with Hexane was added thereto, and the resultant product was stirred at 60° C. for 2 hours. Then, the temperature of the product was lowered to -70° C., and chlorotrimethylsilane was added thereto, followed by stirring for 1 hour. After the completion of the reaction, the resultant product was extracted with Hexane, and washed with water. From the extract, a small amount of water was removed by MgSO_4 (anhydrous), followed by vacuum-filtration. Then, the product obtained after concentration of an organic solvent was purified by column chromatography (solvent: Pentane) to give a required intermediate A (yield: 30%).

[0063] step 2) Synthesis of Intermediate B

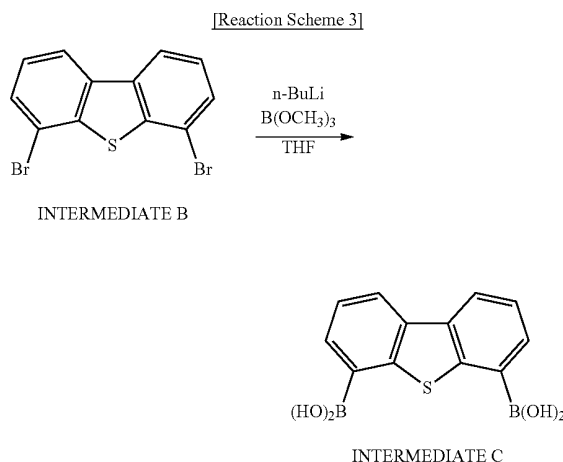


-continued



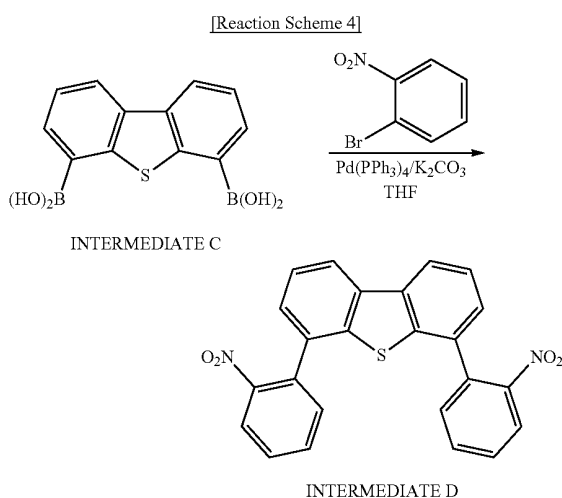
[0064] The intermediate A obtained from the step 1) was dissolved in Carbon tetrachloride. The temperature of the resultant product was lowered to -15°C ., and Bromine was slowly added thereto. Then, the resultant product was stirred at 0°C . for 1 hour, and water was added thereto to quench the reaction. The organic layer was washed with Brine. Anhydrous MgSO_4 was used to remove water within the resultant product. After vacuum-filtration, the product obtained by concentration of an organic solvent was purified by column chromatography to give a required intermediate B (yield: 89%).

[0065] step 3) Synthesis of Intermediate C



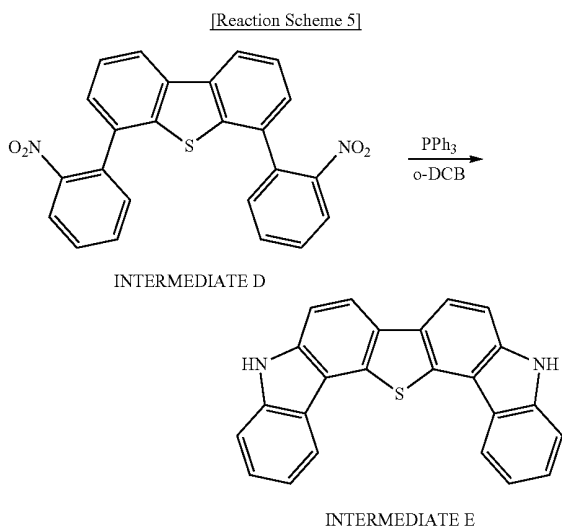
[0066] The intermediate B obtained from the step 2) was dissolved in anhydrous THF. The temperature of the resultant product was lowered to -78°C ., and $n\text{-BuLi}$ (1.6 M in Hexane) was slowly added thereto. Then, the resultant product was stirred at 0°C . for 1 hour. Then, the temperature of the resultant product was lowered to -78°C ., and Trimethyl borate was added thereto, followed by stirring at room temperature for 12 hours. After the completion of the reaction, the resultant product was added with 2N HCl aqueous solution, stirred for 30 minutes, and extracted with Ether. From the extract, a small amount of water was removed by anhydrous MgSO_4 , followed by vacuum-filtration. Then, the product obtained after concentration of an organic solvent was purified by column chromatography to give a required intermediate C (yield: 70%).

[0067] step 4) Synthesis of Intermediate D



[0068] The intermediate C obtained from the step 3), $\text{Pd}(\text{PPh}_3)_4$, and K_2CO_3 were dissolved in anhydrous THF and a small amount of water, followed by reflux for 24 hours. After the completion of the reaction, the resultant product was cooled to room temperature, extracted with CH_2Cl_2 , and washed with water. From the extract, a small amount of water was removed by anhydrous MgSO_4 , followed by vacuum-filtration. Then, the product obtained after concentration of an organic solvent was purified by column chromatography to give a required intermediate D (yield: 77%).

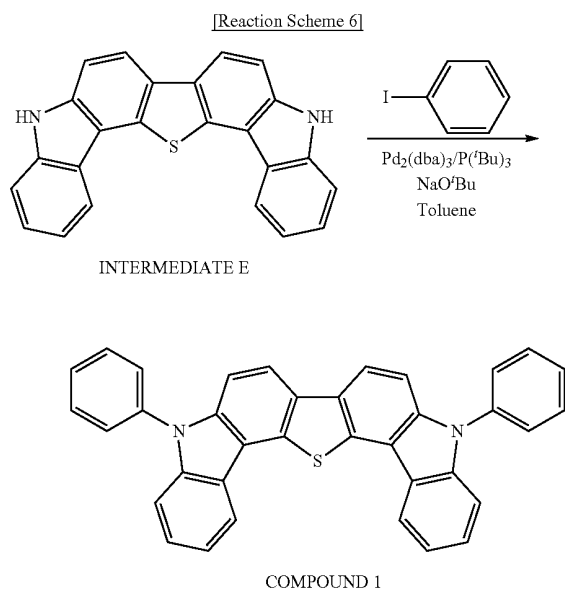
[0069] Step 5) Synthesis of Intermediate E



[0070] The intermediate D obtained from the step 4) and triphenylphosphine were dissolved in *o*-dichlorobenzene, followed by reflux for 24 hours. After the completion of the reaction, the solvent was removed by vacuum distillation. Then, the concentrated product was purified by column chromatography to give a required intermediate E (yield: 57%).

Synthesis Example 1: Synthesis of Compound 1

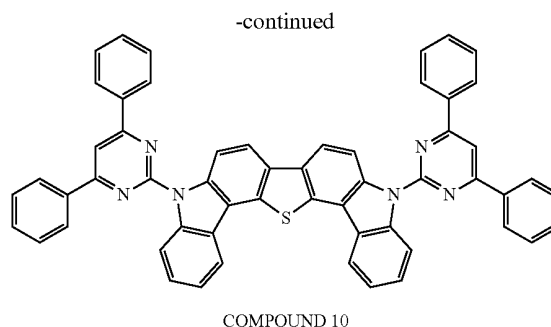
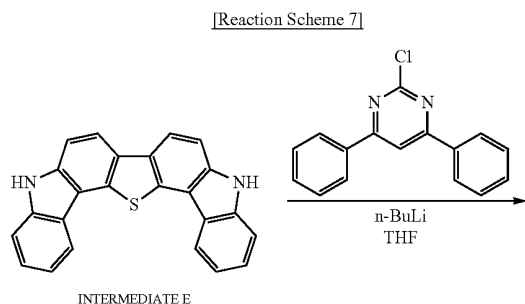
[0071]



[0072] The intermediate E synthesized from the step 5), Iodobenzene, $\text{Pd}_2(\text{dba})_3$, $\text{P}(\text{tBu})_3$ and NaO^tBu were dissolved in Toluene solvent, followed by stirring at 110°C . for 6 hours. After the completion of the reaction, the resultant product was cooled to room temperature, extracted with CH_2Cl_2 , and washed with water. From the extract, a small amount of water was removed by anhydrous MgSO_4 , followed by vacuum-filtration. Then, the product obtained after concentration of an organic solvent was purified by column chromatography to give a required compound 1 (yield: 65%).

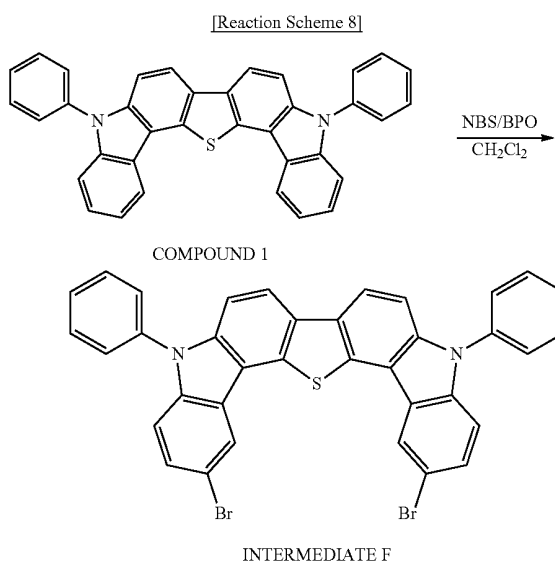
Synthesis Example 2: Synthesis of Compound 10

[0073]



[0074] The intermediate E synthesized from the step 5) was dissolved in anhydrous THF. The temperature of the resultant product was lowered to -78°C ., and $n\text{-BuLi}$ (1.6 M in Hexane) was slowly added thereto. Then, the resultant product was stirred at 0°C . for 1 hour. Then, the temperature of the resultant product was lowered to -78°C ., and 2-Chloro-4,6-diphenylpyrimidine dissolved in anhydrous THF was slowly added thereto, followed by stirring at 60°C . for 12 hours. After the completion of the reaction, the resultant product was cooled to room temperature, extracted with CH_2Cl_2 , and washed with water. From the extract, a small amount of water was removed by anhydrous MgSO_4 , followed by vacuum-filtration. Then, the product obtained after concentration of an organic solvent was purified by column chromatography to give a required compound 10 (yield: 48%).

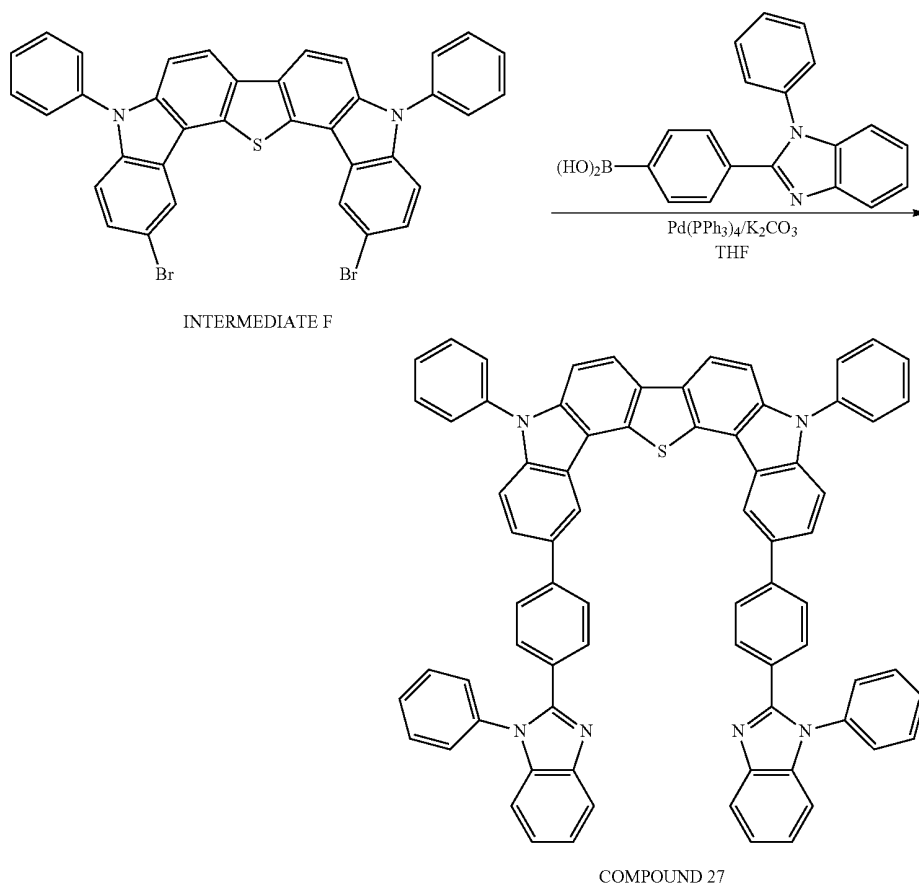
[0075] Step 6) Synthesis of Intermediate F



[0076] The compound 1 obtained from Synthesis Example 1, NBS (N-bromosuccinimide), and BPO (benzoyl peroxide) were dissolved in CH_2Cl_2 , followed by stirring at room temperature for 6 hours. After the completion of the reaction, the resultant product was added with a sodium bicarbonate aqueous solution, stirred for 30 minutes, and extracted with CH_2Cl_2 . Anhydrous MgSO_4 was used to remove water within the resultant product. After vacuum-filtration, the product obtained by concentration of an organic solvent was purified by column chromatography to give a required intermediate F (yield: 77%).

Synthesis Example 3: Synthesis of Compound 27
[0077]

[Reaction Scheme 9]



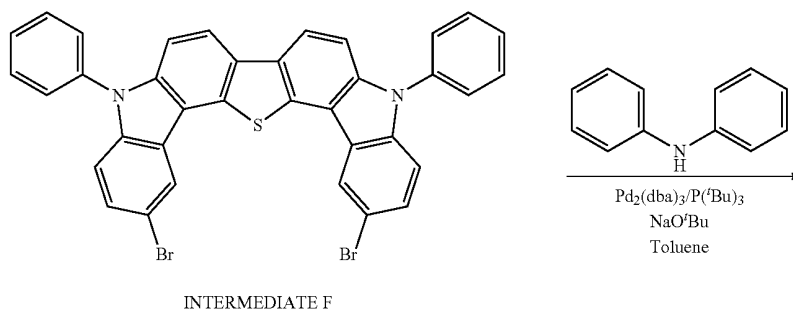
[0078] The intermediate F obtained from the step 6), 4-(1-Phenyl-1H-benzo[d]imidazol-2-yl)phenylboronic acid, $\text{Pd}(\text{PPh}_3)_4$, and K_2CO_3 were dissolved in anhydrous THF and a small amount of water, followed by reflux for 24 hours. After the completion of the reaction, the resultant product was cooled to room temperature, extracted with CH_2Cl_2 , and washed with water. From the extract, a small amount of water

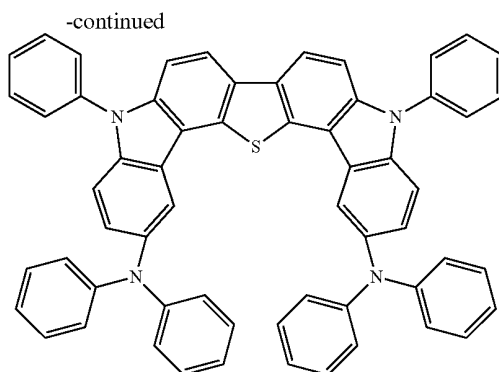
was removed by anhydrous MgSO_4 , followed by vacuum-filtration. Then, the product obtained after concentration of an organic solvent was purified by column chromatography to give a required compound 27 (yield: 57%).

Synthesis Example 4: Synthesis of Compound 58

[0079]

[Reaction Scheme 10]





[0080] The intermediate F obtained from the step 6), diphenylamine, $\text{Pd}_2(\text{dba})_3$, $\text{P}(\text{tBu})_3$ and NaO^tBu were dissolved in Toluene solvent, followed by stirring at 110°C . for 9 hours. After the completion of the reaction, the resultant product was cooled to room temperature, extracted with CH_2Cl_2 , and washed with water. From the extract, a small amount of water was removed by anhydrous MgSO_4 , followed by vacuum-filtration. Then, the product obtained after concentration of an organic solvent was purified by column chromatography to give a required compound 58 (yield: 60%).

[0081] Fabrication Test of Organic Electro-Luminescence Device

[0082] An organic electro-luminescence device was manufactured according to a conventional method by using each of compounds 1, 10, 27, and 58 obtained by synthesis as a light emitting host material for a light emitting layer. First, on an ITO layer (anode) formed on a glass substrate, a copper phthalocyanine (hereinafter, referred to as CuPc) film as a hole injection layer was vacuum-deposited with a thickness of 10 nm.

[0083] Then, on this film, 4,4-bis[N-(1-naphthyl)-N-phenylamino]biphenyl (hereinafter, referred to as a-NPD) as a hole transport compound was vacuum-deposited with a thickness of 30 nm so as to form a hole transport layer. After the hole transport layer was formed, each of the compounds 1, 10, 27 and 58 as a phosphorescence host material was deposited on the hole transport layer so as to form a light emitting layer.

[0084] At the same time, as a phosphorescent Ir metal complex dopant, tris(2-phenylpyridine)iridium (hereinafter, referred to as $\text{Ir}(\text{ppy})_3$) was added. Herein, in the light emitting layer, the concentration of $\text{Ir}(\text{ppy})_3$ was 5 wt %. As a hole blocking layer, (1,1-bisphenyl)-4-olato)bis(2-methyl-8-quinolinolato)aluminum (hereinafter, referred to as BALq) was vacuum-deposited with a thickness of 10 nm, and then as an electron injection layer, tris(8-quinolinol)aluminum (hereinafter, referred to as Alq_3) was film-formed with a thickness of 40 nm. Then, LiF (alkali-metal halide) was deposited with a thickness of 0.2 nm, and Al was deposited with a thickness of 150 nm. The Al/LiF was used as a cathode while the organic electro-luminescence device was fabricated.

Comparison Example 1

[0085] For comparison, instead of the inventive compound, a compound (hereinafter, referred to as CBP) represented by

Formula 4 was used as a light emitting host material so as to fabricate an organic electro-luminescence device with the same structure as that of Test Example.

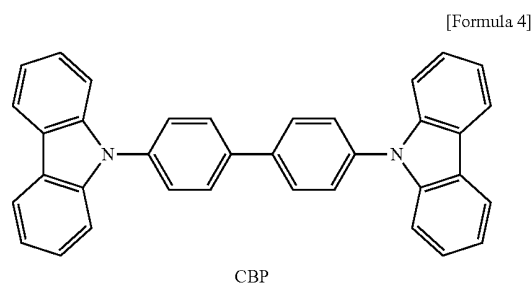


TABLE 1

	Host material of light emitting layer	Voltage (V)	current density (mA/cm ²)	luminance (cd/m ²)	luminous efficiency (cd/A)	chromaticity coordinates (x, y)
Example 1	compound 1	5.8	0.31	107	45.3	(0.30, 0.60)
Example 2	compound 10	5.6	0.33	105	52.2	(0.32, 0.61)
Example 3	compound 27	5.6	0.31	107	50.3	(0.30, 0.60)
Example 4	compound 58	5.0	0.31	107	38.3	(0.30, 0.60)
Comparative Example 1	CBP	6.1	0.31	101	32.6	(0.33, 0.61)

[0086] From the results noted in Table 1, it can be seen that in an organic electro-luminescence device using the inventive material for the organic electro-luminescence device, it is possible to obtain long-life green light with a high efficiency, and an improved color purity. Thus, the inventive material as a green phosphorescence host material for an organic electro-luminescence device can significantly improve the luminous efficiency and life span.

[0087] It is natural that even though the inventive compounds are applied to other organic material layers of an organic electro-luminescence device, e.g., an electron injection layer, an electron transport layer, a hole injection layer and a hole transport layer as well as a light emitting layer, it is possible to achieve the same effects.

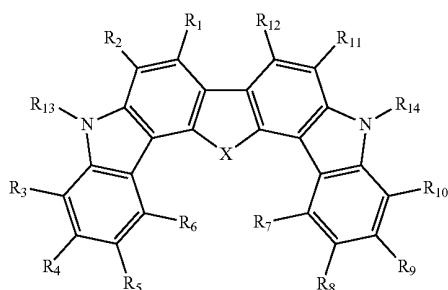
[0088] Although a preferred embodiment of the present invention has been described for illustrative purposes, those skilled in the art will appreciate that various modifications, additions and substitutions are possible, without departing from the scope and spirit of the invention as disclosed in the accompanying claims. Therefore, the embodiments disclosed in the present invention are intended to illustrate the scope of the technical idea of the present invention, and the scope of the present invention is not limited by the embodiment.

[0089] The scope of the present invention shall be construed on the basis of the accompanying claims in such a manner that all of the technical ideas included within the scope equivalent to the claims belong to the present invention.

CROSS-REFERENCE TO RELATED APPLICATION

[0090] This application claims priority from and the benefit under 35 U.S.C. §119(a) of Korean Patent Application No. 10-2009-0073915, filed on Aug. 11, 2009, which is hereby incorporated by reference for all purposes as if fully set forth herein. Further, this application claims the benefit of priority in other countries than U.S., which are hereby incorporated by reference herein.

1. A compound represented by Formula below



wherein (1) $R_1, R_2, R_3, R_4, R_5, R_6, R_7, R_8, R_9, R_{10}, R_{11}$ and R_{12} each are independently selected from the group consisting of a hydrogen atom, a halogen atom, a cyano group, an alkoxy group, a thiol group, a substituted or unsubstituted alkyl group having 1 to 50 carbon atoms, a substituted or unsubstituted alkoxy group having 1 to 50 carbon atoms, a substituted or unsubstituted alkenyl group having 1 to 50 carbon atoms, a substituted or unsubstituted arylene group having 5 to 60 carbon atoms, a substituted or unsubstituted aryl group having 5 to 60 carbon atoms, a substituted or unsubstituted aryloxy group having 5 to 60 carbon atoms, a substituted or unsubstituted $C_1\text{--}C_{50}$ alkyl group having at least one of sulfur (S), nitrogen (N), oxygen(O), phosphorous (P) and silicon (Si), a substituted or unsubstituted $C_5\text{--}C_{60}$ heteroaryl group having at least one of sulfur (S), nitrogen (N), oxygen(O), phosphorous (P) and silicon (Si),

and a substituted or unsubstituted $C_5\text{--}C_{60}$ heteroaryloxy group having at least one of sulfur, nitrogen, oxygen, phosphorous and silicon;

(2) R_{13} and R_{14} each are independently selected from the group consisting of a hydrogen atom, a substituted or unsubstituted alkyl group having 1 to 50 carbon atoms, a substituted or unsubstituted alkoxy group having 1 to 50 carbon atoms, a substituted or unsubstituted alkenyl group having 1 to 50 carbon atoms, a substituted or unsubstituted arylene group having 5 to 60 carbon atoms, a substituted or unsubstituted aryl group having 5 to 60 carbon atoms, a substituted or unsubstituted aryloxy group having 5 to 60 carbon atoms, a substituted or unsubstituted $C_1\text{--}C_{50}$ alkyl group having at least one of sulfur (S), nitrogen (N), oxygen(O), phosphorous (P) and silicon (Si), a substituted or unsubstituted $C_5\text{--}C_{60}$ heteroaryl group having at least one of sulfur (S), nitrogen (N), oxygen(O), phosphorous (P) and silicon (Si), and a substituted or unsubstituted $C_5\text{--}C_{60}$ heteroaryloxy group having at least one of sulfur, nitrogen, oxygen, phosphorous and silicon; and

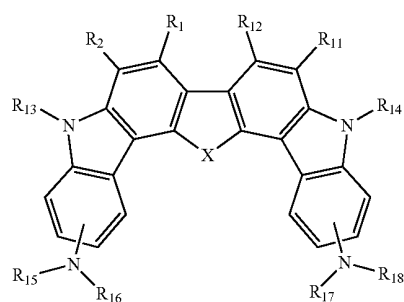
(3) X comprises carbon (CRArB), nitrogen (NRc), oxygen (O), phosphorous (PRd), sulfur (S), silicon (SiReRf) or germanium (GeRgRh), wherein Ra, Rb, Rc, Rd, Re, Rf, Rg and Rh each are independently selected from the group including an alkyl group having 1 to 50 carbon atoms, and an aryl group having 6 to 60 carbon atoms.

2. The compound as claimed in claim 1, wherein R_1 and R_2 , R_3 and R_4 , R_4 and R_5 , R_5 and R_6 , R_7 and R_8 , R_8 and R_9 , and R_{10} and R_{11} and R_{12} form a saturated or unsaturated cyclic ring together with an adjacent group.

3. The compound as claimed in claim 1, wherein R_2 and R_{13} , and R_{11} and R_{14} form a saturated or unsaturated cyclic ring together with an adjacent group.

4. The compound as claimed in claim 1, having a symmetric or asymmetric structure with respect to X.

5. A compound represented by Formula below



wherein (1) R_1, R_2, R_{11} and R_{12} each are independently selected from the group consisting of a hydrogen atom, a halogen atom, a cyano group, an alkoxy group, a thiol group, a substituted or unsubstituted alkyl group having 1 to 50 carbon atoms, a substituted or unsubstituted alkoxy group having 1 to 50 carbon atoms, a substituted or unsubstituted alkenyl group having 1 to 50 carbon atoms, a substituted or unsubstituted arylene group having 5 to 60 carbon atoms, a substituted or unsubstituted aryl group having 5 to 60 carbon atoms, a substituted or unsubstituted aryloxy group having 5 to 60 carbon atoms, a substituted or unsubstituted $C_1\text{--}C_{50}$ alkyl group

- having at least one of sulfur (S), nitrogen (N), oxygen (O), phosphorous (P) and silicon (Si), a substituted or unsubstituted $C_5\sim C_{60}$ heteroaryl group having at least one of sulfur (S), nitrogen (N), oxygen (O), phosphorous (P) and silicon (Si), and a substituted or unsubstituted $C_5\sim C_{60}$ heteroaryloxy group having at least one of sulfur (S), nitrogen (N), oxygen (O), phosphorous (P) and silicon (Si);
- (2) R_{13} and R_{14} each are independently selected from the group consisting of a hydrogen atom, a substituted or unsubstituted alkyl group having 1 to 50 carbon atoms, a substituted or unsubstituted alkoxy group having 1 to 50 carbon atoms, a substituted or unsubstituted alkenyl group having 1 to 50 carbon atoms, a substituted or unsubstituted arylene group having 5 to 60 carbon atoms, a substituted or unsubstituted aryl group having 5 to 60 carbon atoms, a substituted or unsubstituted aryloxy group having 5 to 60 carbon atoms, a substituted or unsubstituted $C_1\sim C_{50}$ alkyl group having at least one of sulfur (S), nitrogen (N), oxygen (O), phosphorous (P) and silicon (Si), a substituted or unsubstituted $C_5\sim C_{60}$ heteroaryl group having at least one of sulfur (S), nitrogen (N), oxygen (O), phosphorous (P) and silicon (Si), and a substituted or unsubstituted $C_5\sim C_{60}$ heteroaryloxy group having at least one of sulfur (S), nitrogen (N), oxygen (O), phosphorous (P) and silicon (Si);
- (3) R_{15} , R_{16} , R_{17} and R_{18} each are independently selected from the group consisting of a hydrogen atom, a substituted or unsubstituted alkyl group having 1 to 50 carbon atoms, a substituted or unsubstituted aryl group having 5 to 60 carbon atoms, a substituted or unsubstituted aryloxy group having 5 to 60 carbon atoms, a substituted or unsubstituted $C_1\sim C_{50}$ alkyl group having at least one of sulfur (S), nitrogen (N), oxygen (O), phosphorous (P) and silicon (Si), a substituted or unsubstituted $C_5\sim C_{60}$ heteroaryl group having at least one of sulfur (S), nitrogen (N), oxygen (O), phosphorous (P) and silicon (Si), and a substituted or unsubstituted $C_5\sim C_{60}$ heteroaryloxy group having at least one of sulfur (S), nitrogen (N), oxygen (O), phosphorous (P) and silicon (Si); and
- (4) X comprises carbon (CRaRb), nitrogen (NRc), oxygen (O), phosphorous (PRd), sulfur (S), silicon (SiReRf) or germanium (GeRgRh), wherein Ra, Rb, Rc, Rd, Re, Rf, Rg and Rh each are independently selected from the group including an alkyl group having 1 to 50 carbon atoms, and an aryl group having 6 to 60 carbon atoms.
6. The compound as claimed in claim 5, wherein R_1 and R_2 , and R_{11} and R_{12} form a saturated or unsaturated cyclic ring together with an adjacent group.
7. An organic electronic device comprising one or more organic material layers comprising the compound as claimed in claim 1.
8. The organic electronic device as claimed in claim 7, wherein the organic material layers are formed by a soluble process of the compound.
9. The organic electronic device as claimed in claim 7, wherein the organic electronic device is an organic electroluminescence device in which a first electrode, said one or more organic material layers, and a second electrode are sequentially layered.
10. The organic electronic device as claimed in claim 9, wherein the organic material layers comprise any one of a hole injection layer, a hole transport layer, a light emitting layer, an electron transport layer, and an electron injection layer.
11. The organic electronic device as claimed in claim 7, wherein the organic material layers comprise a light emitting layer, and in the light emitting layer, the compound is used as a host material.
12. A terminal comprising a display device and a control part for driving the display device, the display device comprising the organic electronic device as claimed in claim 7.
13. The terminal as claimed in claim 12, wherein the organic electronic device is any one of an organic light-emitting diode (OLED), an organic solar cell, an organic photo conductor (OPC) drum, an organic transistor (organic TFT), a photodiode, an organic laser, and a laser diode.

* * * * *

专利名称(译)	含有5元杂环的化合物，使用其的有机发光装置和含有后者的末端		
公开(公告)号	US20120168734A1	公开(公告)日	2012-07-05
申请号	US13/390043	申请日	2010-08-09
申请(专利权)人(译)	德山高金属有限公司.		
当前申请(专利权)人(译)	DUK SAN NEOLUX CO. , LTD.		
[标]发明人	PARK JUNGHWAN KIM DAESUNG PARK JUNGCHEOL PARK YONGWOOK JUNG HWASOON MUN SOUNGYUN CHOI DAEHYUK KIM DONGHA LEE BUMSUNG		
发明人	PARK, JUNGHWAN KIM, DAESUNG PARK, JUNGCHEOL PARK, YONGWOOK JUNG, HWASOON MUN, SOUNGYUN CHOI, DAEHYUK KIM, DONGHA LEE, BUMSUNG		
IPC分类号	H01L51/54 C07D495/14		
CPC分类号	C07D491/147 C07D495/14 C09K11/06 C09K2211/1088 Y02E10/549 H01L51/0062 H01L51/5012 H05B33/14 C09K2211/1092		
优先权	1020090073915 2009-08-11 KR		
其他公开文献	US9079920		
外部链接	Espacenet USPTO		

摘要(译)

公开了包含5元杂环的化合物，使用其的有机电子器件和包含后者的末端。

